



School District of Altoona

1903 Bartlett Avenue Altoona, WI 54720
715-839-6032 715-839-6066 FAX

Dr. Connie Biedron, Superintendent

www.altoona.k12.wi.us

ALTOONA BOARD OF EDUCATION
Regular Meeting
Altoona Commons Addition
March 18, 2013
6:30 p.m.

Agenda

1. Call to Order
2. Roll Call
3. Reading of Public Notice
4. Pledge of Allegiance
5. Rules for Meeting
6. Approval of Minutes.
 - a. February 28, 2013 Special Meeting
 - b. March 4, 2013 Regular Meeting
 - c. March 6, 2013 Special Meeting
7. Public Participation (All remarks are to be addressed to the Board; discussion among citizens present is not permitted. Board members may ask questions of a speaker; however, no formal deliberations are allowed at this time.)
 - a. Non-Agenda items - public comment and concern
 - b. Agenda items - public comment and concern
8. Treasurer's Report
 - a. Approval of Checks for Payment
 - (1) General fund checks totaling \$ 592,778.73
 - (2) Student activity fund checks totaling \$8,435.00
 - (3) Debt service checks totaling \$-0-
 - b. Approval of Treasurer's Report
9. Information
 - a. Policy Development
 - (1) Policies for Discussion: Policy 345.64 – Physical Education Credit Option, Policy 841 and 841-Rule - Sponsorships
 - b. President's Report
 - (1) WASB Spring Academy, May 4
 - (2) Special Board Meetings this Week

Altoona Board of Education, March 18, 2013

- c. Superintendent's Report
 - (1) Coffee with Connie for Staff
 - (2) Project-Based Learning School
 - (3) ASCD Conference, March 16-18
 - (4) Elementary Principal Search Update
 - (5) Monthly Enrollment Report
 - (6) Monthly Budget Update
 - (7) High School/ Middle School Boiler Study and Boiler Replacement Recommendation
 - (8) Other Meetings and Events
- 10. Board Action after Consideration and Discussion.
 - a. Consider Resignation of High School English/Language Arts Teacher
 - b. Consider Recommendation to Fill Coach/Advisor Positions 2012/13
 - c. Consider Staffing Recommendations for Summer Programs 2013
 - d. Consider Youth Options Intention List for Fall Semester 2013/14
 - e. Consider 66.0301 Cooperative Agreement Regarding the McKinley Charter School for 2013/14
 - f. Consider Final Adoption of Policy 538.1 – Coach/Advisor Evaluation Process
 - g. Consider Approval of 538.1-Rule – Coach/Advisor Evaluation Process
 - h. Consider Proceeding with Boiler Replacement Project
- 11. Adjournment

The vision of the Altoona School District, in partnership with our students, their families, and our community, is to build a foundation for life-long learning and the emotional well-being of our students. We are dedicated to offering large school opportunities with a small school approach on our unique, single campus setting.

ALTOONA SCHOOL BOARD AGREEMENT

- We base our decisions on the best interest of the students.
- We are guided by our Vision, Mission and our Strategic Plan.
- We believe that every employee makes a contribution to the success of every student.
- We conduct ourselves within commonly understood principles of integrity.
- We listen carefully and respectfully to ensure all voices are heard.
- We practice good stewardship of our tax dollars.
- We seek to operate with as much transparency as possible.
- We do not engage in drama or political rhetoric.
- We seek a way around obstacles; reframing from an attitude of “we can’t,” to “how can we?”

Adopted: 9/19/11

Amended: 1/21/13



School District of Altoona

1903 Bartlett Avenue Altoona, WI 54720

715-839-6032 715-839-6066 FAX

Dr. Connie M. Biedron, Superintendent

www.altoona.k12.wi.us

ALTOONA BOARD OF EDUCATION
Special Meeting/ Work Session
District Board Room
February 28, 2013
8:30 a.m.

1. The Special Meeting of the Altoona Board of Education was called to order by Board President, Helen Drawbert at 8:30 a.m. in the District Board Room.
2. Roll call was taken and the following were present:
Helen S. Drawbert, President
Robin E. Elvig, Vice President/Clerk
Michael J. Hilger, Treasurer
David A. Rowe, Member
Dr. Connie M. Biedron, Superintendent
Kathy Dahl, Business Manager; Acting Secretary
3. Reading of Public Notice. Report of notice was given. All posting requirements were met and posting places are noted: Altoona City Hall. Altoona Post Office, school district office, high school office, middle school office, and elementary school office.
4. Discuss Feedback from Professional Educators Regarding Handbook. The list of questions and concerns from the Professional Educators (teachers) was reviewed.
5. Adjournment. Motion by Rowe to adjourn at 10:25 a.m., seconded by Hilger. Rowe, yes; Hilger, yes; Elvig, yes; Drawbert, yes. Motion carried 4-0.

The next Regular Meeting of the Altoona Board of Education is scheduled for Monday, March 4, 2013 at 6:30 p.m. in the Altoona commons addition.

Kathy R. Dahl, CPA, Business Manager; Acting Secretary

District Clerk

Date

The vision of the Altoona School District, in partnership with our students, their families, and our community, is to build a foundation for life-long learning and the emotional well-being of our students. We are dedicated to offering large school opportunities with a small school approach on our unique, single campus setting.



School District of Altoona

1903 Bartlett Avenue Altoona, WI 54720
715-839-6032 715-839-6066 FAX

Dr. Connie Biedron, Superintendent

www.altoona.k12.wi.us

ALTOONA BOARD OF EDUCATION
Regular Meeting
Altoona Commons Addition
March 4, 2013
6:30 p.m.

1. The Regular Meeting of the Altoona Board of Education was called to order by Board President, Helen Drawbert, at 6:32 p.m. in the Altoona commons addition.
2. Roll call was taken and the following were present:
Helen S. Drawbert, President
Robin E. Elvig, Vice President/Clerk
Michael J. Hilger, Treasurer
David A. Rowe, Member
Dr. Connie M. Biedron, Superintendent
Joyce M. Orth, Board Secretary
Megan Netzinger, Student Representative
3. Reading of Public Notice. Report of notice was given. All posting requirements were met and posting places are noted: Altoona City Hall, Altoona Post Office, school district office, high school office, middle school office, and elementary school office.
4. Pledge of Allegiance
5. Rules for Meeting
6. Approval of Minutes. a. February 18, 2013 Special Meeting. Motion by Rowe to approve the February 18 Special Meeting minutes as presented, seconded by Elvig. Elvig, yes; Rowe, yes; Hilger, yes; Drawbert, yes. Motion carried 4-0. b. February 18, 2013 Regular Meeting. Motion by Elvig to approve the February 18 Regular Meeting minutes as presented, seconded by Hilger. Rowe, yes; Hilger, yes; Elvig, yes; Drawbert, yes. Motion carried 4-0. c. February 19, 2013 Special Meeting. Motion by Elvig to approve the February 19 Special Meeting minutes as presented, seconded by Rowe. Rowe, yes; Hilger, yes; Elvig, yes; Drawbert, yes. Motion carried 4-0. d. February 26, 2013 Special Meeting. Motion by Elvig to approve the February 26 Special Meeting minutes as presented, seconded by Hilger. Hilger, yes; Elvig, yes; Rowe, yes; Drawbert, yes. Motion carried 4-0.
7. Public Participation. a. Non-Agenda items - public comment and concern. None. b. Agenda items - public comment and concern. None.
8. Treasurer's Report. a. Approval of Checks for Payment. Motion by Elvig to approve general fund checks totaling \$954,824.45 and student activity fund checks totaling \$27,062.00 as presented, seconded by Rowe. Elvig, yes; Rowe, yes; Hilger, yes; Drawbert, yes. Motion carried 4-0.

9. School Showcase. a. Student Representative's Update. Student representative Megan Netzinger shared highlights from recent and upcoming high school events. National Honor Society students held a dance for residents of the Oak Gardens on February 12. The student council will sponsor the MORP dance for students on March 8, and a blood drive in April. A 'don't text and drive' video was shown recently to the student-body in their English classes. b. Interactive Technology in the Classroom: Demonstration. Ryan Wundrow, grade 2 teacher, demonstrated ways that he uses SMARTboard technology in his classroom.
10. Information. **a. Committee Reports.** (1) Budget Development Committee. The committee met on March 4 to review the additional staffing proposed for 2013/14. They were in favor of the recommendations as presented (see 10.d. (8) and 11.b.c.). **b. General Information.** (1) Policies for Discussion. The following policies, rules and forms were discussed: 538.1-Rule – Coach Evaluation; 538.1-Exhibit 1 – Coaches/ Advisor's Self-Evaluation; 538.1-Exhibit 2 – Coaching Evaluation; 538.1-Exhibit 3 – Coaching Evaluation. **c. President's Report.** (1) Legislative Breakfast. Board members and Dr. Biedron attended the Legislative Breakfast held this morning at the Florian Gardens. Senators Moulton and Vinehout, and Representatives Bernier, Petryk, Larson and Wachs attended along with representatives from the Chippewa Falls and Eau Claire school boards. The event was hosted by our District. (2) WASB School Finance Seminar and Day at the Capitol. The WASB will sponsor the School Finance Seminar and Day at the Capitol in Madison on March 12 and 13 respectively. Dave Rowe plans to attend the Day at the Capitol event. **d. Superintendent's Report.** (1) Proposed Hockey Program Expansion. Mike Vaughan, parent, presented a proposal to expand our current boys varsity coop with Fall Creek to include the Augusta school district (see 11.d.). (2) Library Board Meeting. No report. (3) Cluster A Board Workshop. Board members and Dr. Biedron attended the workshop on February 20 in Fall Creek. Susan Sivertson presented gifted and talented services on behalf of our district. (4) Project Based Learning (PBL) School and Parent Night. Dr. Biedron reviewed the Parent Night held on February 21. About 70 attended. The PBL team's next meeting is scheduled for March 6. PBL consultation services, not to exceed \$33,000 are included as part of the staffing recommendations for 2013/14 (see 10. d. (8)). (5) Conversations with Connie. Conversations with Connie was held on February 26 at the Altoona Public Library. (6) Elementary Principal Search Update. Application materials for 51 applicants have been screened, and six candidates were selected for Round 1 interviews on March 13. Interview team members have also been selected and notified. (7) Review of Meetings with Architect Firms. Dr. Biedron met with four architect firms on February 27 and 28. All four will be offered a meeting with the board on either March 19 or 20. (8) Staffing Recommendations for 2013/14. A proposal for increased staffing/programming in the following areas was reviewed: project-based learning consultant, three-days/week, not to exceed \$33,000; library media specialist, full-time, estimated at \$82,000; technology support, full-time, not to exceed \$60,000; office staffing, half-time (increase), estimated at \$11,500; online classes, estimated at \$60,000-\$120,000 depending on level of teacher-services needed. In addition, CESA contracted employees are being recommended for district-employment. (See 11.b.c.) (9) Other Meetings and Events. Other items noted include a meeting with specialist teachers (phy.ed, music and art) regarding potential schedule changes and the elementary spring programs scheduled for March 8.
11. Board Action after Consideration and Discussion. a. Consider Retirement of Second Grade Teacher. Motion by Rowe to accept the retirement of Rachel Torud with deep regret at year end 2012/13, seconded by Hilger. Rowe, yes; Hilger, yes; Elvig, yes; Drawbert, yes. Motion carried 4-0. b. Consider Approval of Recommendation for Additional Positions for 2013/14. Motion by Elvig to approve the additional positions and programming for 2013/14 as presented, seconded by Hilger. Hilger, yes; Elvig, yes; Rowe, yes; Drawbert, yes. Motion carried 4-0. (See also 10.d. (8)). c. Consider Approval of Employment Recommendation to Offer District Employment to CESA Contracted Employees. Motion by Elvig to approve the recommendation to employ Lauri White, school psychologist; Donna Weix and Tracy Boyd, speech/language pathologists; and Deanna Schilling and Natalie Zempel, special education aides beginning in 2013/14, seconded by Rowe. Elvig, yes; Rowe, yes; Hilger, yes; Drawbert, yes. Motion carried 4-0. (See also 10.d. (8)).

d. Consider Expansion of Hockey Cooperative to Varsity Play. Motion by Elvig to proceed with expansion of the current varsity boys' hockey cooperative with Fall Creek to include Augusta as proposed, seconded by Hilger. Rowe, yes; Hilger, yes; Elvig, yes; Drawbert, yes. Motion carried 4-0 (see 10.d. (1)).

e. Consider Adoption of School Year Calendar for 2013/14. Motion by Rowe to adopt the 2013/14 school year calendar as presented, seconded by Elvig. Hilger, yes; Elvig, yes; Rowe, yes; Drawbert, yes. Motion carried 4-0.

f. Consider Amendment of Policy 185 – Board Committees. Motion by Elvig to amend Policy 185 as presented, seconded by Hilger. Elvig, yes; Rowe, yes; Hilger, yes; Drawbert, yes. Motion carried 4-0.

g. Consider Approval of 185-Exhibit – Board Committees Form. Motion by Elvig to approve 185-Exhibit as presented, seconded by Hilger. Rowe, yes; Hilger, yes; Elvig, yes; Drawbert, yes. Motion carried 4-0.

h. Consider Amendment of Policy 512 – Harassment and Acts of Discrimination. Motion by Elvig to amend Policy 512 as presented, seconded by Rowe. Hilger, yes; Elvig, yes; Rowe, yes; Drawbert, yes. Motion carried 4-0.

i. Consider Approval of 512-Rule - Harassment and Acts of Discrimination. Motion by Rowe to approve 512-Rule as presented, seconded by Elvig. Elvig, yes; Rowe, yes; Hilger, yes; Drawbert, yes. Motion carried 4-0.

j. Consider Approval of 512-Exhibit – Harassment and Acts of Discrimination Form. Motion by Elvig to approve 512-Exhibit as presented, seconded by Hilger. Rowe, yes; Hilger, yes; Elvig, yes; Drawbert, yes. Motion carried 4-0.

k. Consider Amendment of Policy 537 – Professional Development. Motion by Hilger to amend Policy 537 as presented, seconded by Elvig. Hilger, yes; Elvig, yes; Rowe, yes; Drawbert, yes. Motion carried 4-0.

l. Consider Initial Adoption of Policy 538.1 – Coach/Advisor Evaluation Process. Motion by Elvig to approve initial adoption of Policy 538.1 as presented, seconded by Rowe. Elvig, yes; Rowe, yes; Hilger, yes; Drawbert, yes. Motion carried 4-0.

12. Anticipated closed session as Per Section 19.85 (1) (c) – Wisc. Statutes. Motion by Rowe to adjourn into closed session at 8:14 p.m., seconded by Elvig. Rowe, yes; Hilger, yes; Elvig, yes; Drawbert, yes. Motion carried 4-0. a. Consider Approval of Closed Session Minutes for December 17, 2012; b. Considering Employment and Performance – Evaluation of the Superintendent – 19.85(1) (c).
13. Reconvene into Open Session and Take Necessary Action. Motion by Elvig to reconvene at 9:20 p.m., seconded by Rowe. Hilger, yes; Elvig, yes; Rowe, yes; Drawbert, yes. Motion carried 4-0.
14. Adjournment. Motion by Elvig to adjourn at 9:21 p.m., seconded by Hilger. Elvig, yes; Rowe, yes; Hilger, yes; Drawbert, yes. Motion carried 4-0.

The next Regular Meeting of the Altoona Board of Education is scheduled for Monday, March 18, 2013 at 6:30 p.m. in the Altoona commons addition.

Joyce M. Orth CAP, Board Secretary

District Clerk

Date

The vision of the Altoona School District, in partnership with our students, their families, and our community, is to build a foundation for life-long learning and the emotional well-being of our students. We are dedicated to offering large school opportunities with a small school approach on our unique, single campus setting.



School District of Altoona

1903 Bartlett Avenue Altoona, WI 54720

715-839-6032 715-839-6066 FAX

Dr. Connie M. Biedron, Superintendent

www.altoona.k12.wi.us

ALTOONA BOARD OF EDUCATION
Special Meeting
Altoona High School Library Media Center
March 6, 2013
3:45 p.m.

1. The Special Meeting of the Altoona Board of Education was called to order by Board President, Helen Drawbert at 3:50 p.m. in the Altoona High School Library Media Center.
2. Roll call was taken and the following were present:
Helen S. Drawbert, President
Robin E. Elvig, Vice President/Clerk
Michael J. Hilger, Treasurer
David A. Rowe, Member
Dr. Connie M. Biedron, Superintendent
Joyce Orth, Board Secretary
2. Reading of Public Notice. Report of notice was given. Posting places are noted: Altoona City Hall, Altoona Post Office, school district office, and school offices.
3. Review Professional Educator Draft Handbook. Members of the teacher handbook committee reviewed their list of questions and concerns starting with Section: Professional Duties.
4. Adjournment. Motion by Rowe to adjourn at 6:42 p.m., seconded by Hilger. Elvig, yes; Rowe, yes; Hilger, yes; Drawbert, yes. Motion carried 4-0.

The next Regular Meeting of the Altoona Board of Education is scheduled for Monday, March 18, 2013 at 6:30 p.m. in the Altoona commons addition.

Joyce Orth, Board Secretary

District Clerk

Date

The vision of the Altoona School District, in partnership with our students, their families, and our community, is to build a foundation for life-long learning and the emotional well-being of our students. We are dedicated to offering large school opportunities with a small school approach on our unique, single campus setting.

CHECK DATE	CHECK ACCOUNT						VENDOR	INVOICE	
	NUMBER	NUMBER						DESCRIPTION	AMOUNT
03/01/2013	128796	10 E 700 413 172000 000					CREATIVITY UNLIMITED IN WISCONSIN	Odyssey of the Mind - ELE PRI PROBLEM TEAM #1	30.00
03/01/2013	128796	10 E 700 413 172000 000					CREATIVITY UNLIMITED IN WISCONSIN	Odyssey of the Mind - ELE PROB 5 DIV 1	20.00
03/01/2013	128796	10 E 700 413 172000 000					CREATIVITY UNLIMITED IN WISCONSIN	Odyssey of the Mind - HS PROB 2 DIV 3	20.00
								Totals for 128796	70.00
03/01/2013	128797	10 E 800 293 291000 000					EDUCATORS BENEFIT CONSULTANTS LLC	RETIREMENT BENEFITS	750.00
								Totals for 128797	750.00
03/01/2013	128798	10 E 100 411 253300 000					HILLYARD, INC - EAU CLAIRE	AXLE ASSEMBLY	48.30
03/01/2013	128798	10 E 200 411 253300 000					HILLYARD, INC - EAU CLAIRE	AXLE ASSEMBLY	48.30
03/01/2013	128798	10 E 400 411 253300 000					HILLYARD, INC - EAU CLAIRE	AXLE ASSEMBLY	48.30
								Totals for 128798	144.90
03/01/2013	128799	10 E 100 411 110400 000					ICE AGE CENTER	Fourth Grade Field Trip to the Ice Age Center	343.00
								Totals for 128799	343.00
03/01/2013	128800	10 E 400 411 162117 000					PLANERT, EMILEE	equipment purchased at SB coaches clinic	249.99
								Totals for 128800	249.99
03/01/2013	128801	10 E 800 310 221910 000					RMM SOLUTIONS	technical support	70.00
								Totals for 128801	70.00
03/01/2013	128802	10 E 400 411 126000 000					STAPLES	Office Supplies	3.24
03/01/2013	128802	10 E 200 411 132700 000					STAPLES	Middle School Supplies	12.99
								Totals for 128802	16.23
03/04/2013	128803	80 E 200 310 162105 000					ABLEY, DIONTREY	SPORTS WORKER	24.00
								Totals for 128803	24.00
03/04/2013	128804	10 E 800 310 162390 000					DENAMUR, AMANDA	SPORTS WORKER	35.00
								Totals for 128804	35.00
03/04/2013	128805	10 E 400 310 162105 000					GIBSON, JEREMY	OFFICIAL	60.00
								Totals for 128805	60.00
03/04/2013	128806	10 E 800 310 162390 000					LIPPERT, STEVEN	SPORTS WORKER	27.00
								Totals for 128806	27.00
03/04/2013	128807	10 E 800 310 162390 000					MATZEK, BART	OFFICIAL	88.20
								Totals for 128807	88.20
03/04/2013	128808	10 E 800 310 162390 000					MATZEK, BRADLEY	OFFICIAL	88.20
								Totals for 128808	88.20
03/04/2013	128809	10 E 800 310 162390 000					MATZEK, MICHAEL	OFFICIAL	88.20
								Totals for 128809	88.20
03/04/2013	128810	10 E 400 310 162205 000					STALKER, RICKY	OFFICIAL	60.00
								Totals for 128810	60.00
03/04/2013	128811	10 E 400 310 162205 000					XIONG, KONG	SPORTS WORKER	65.00

CHECK DATE	CHECK ACCOUNT		VENDOR	INVOICE	
	NUMBER	NUMBER		DESCRIPTION	AMOUNT
				Totals for 128811	65.00
03/04/2013	128812	80 E 200 310 162105 000	XIONG, MENG	SPORTS WORKER	39.00
				Totals for 128812	39.00
03/04/2013	128813	10 E 700 310 172000 000	LONE, MARK	Advanced Art Class - OTL Lab	300.00
				Totals for 128813	300.00
03/04/2013	128814	50 E 800 320 257220 000	CERTIFIED REFRIG & MECHANICAL C/O A	high school heated holding cabinet repair	536.66
				Totals for 128814	536.66
03/07/2013	128815	10 L 000 000 811680 000	OKLAHOMA DEPARTMENT OF HUMAN SERVIC	Payroll accrual	74.91
				Totals for 128815	74.91
03/07/2013	128816	10 L 000 000 811680 000	WI SCTF	Payroll accrual	46.98
03/07/2013	128816	27 L 000 000 811680 000	WI SCTF	Payroll accrual	7.02
03/07/2013	128816	10 L 000 000 811680 000	WI SCTF	Payroll accrual	187.50
				Totals for 128816	241.50
03/07/2013	128817	10 E 800 358 221910 000	CHARTER COMMUNICATIONS	Internet Transport ACCOUNT 8245 11 795 0004192	451.50
				Totals for 128817	451.50
03/07/2013	128818	10 E 800 358 221910 000	CHARTER COMMUNICATIONS	Internet service to Pre-K building ACCOUNT 8245 11 460 0040346	29.99
				Totals for 128818	29.99
03/07/2013	128819	10 E 800 320 254200 000	CITY OF ALTOONA	TENNIS COURT	67,370.10
				Totals for 128819	67,370.10
03/07/2013	128820	10 E 800 310 162390 000	CLOVERBELT CONF COMMISSIONER	Cloverbelt Crossover - Girls	2,014.17
				Totals for 128820	2,014.17
03/07/2013	128821	10 E 200 411 120000 000	CULLIGAN WATER SERVICE	WATER FOR MIDDLE SCHOOL OFFICE	14.80
03/07/2013	128821	10 E 200 411 120000 000	CULLIGAN WATER SERVICE	WATER FOR MIDDLE SCHOOL OFFICE	-9.20
				Totals for 128821	5.60
03/07/2013	128822	10 E 400 943 161339 000	DISTRICT IV FORENSICS - MEMORIAL HS	Forensics District Competition Fees for Memorial HS	78.00
				Totals for 128822	78.00
03/07/2013	128823	10 E 800 310 252105 000	DIVERSIFIED BENEFIT SERVICES INC	FEB FLEXIBLE SPENDING	170.15
				Totals for 128823	170.15
03/07/2013	128824	10 E 800 353 258500 000	L & M MAIL SERVICE, INC.	mail service	1,338.74
				Totals for 128824	1,338.74
03/07/2013	128825	27 E 700 411 156600 347	LEARNING RESOURCES	Speech and Language supplies	45.93
				Totals for 128825	45.93
03/07/2013	128826	10 E 400 572 256740 000	LITCHFIELD RENT A CAR	VAN RENTAL - DORIAN - BAND	344.50

CHECK DATE	CHECK ACCOUNT		VENDOR	INVOICE	
	NUMBER	NUMBER		DESCRIPTION	AMOUNT
				Totals for 128826	344.50
03/07/2013	128827	10 E 400 342 161339 000	REGIS HIGH SCHOOL	Forensics Sub-District Fees for Regis	65.00
03/07/2013	128827	10 E 400 943 161339 000	REGIS HIGH SCHOOL	Forensics Sub-District Fees for Regis	0.00
				Totals for 128827	65.00
03/07/2013	128828	27 E 700 310 223300 341	WI DEPT OF PUBLIC INSTRUCTION	CCEE Awareness Training	100.00
03/07/2013	128828	10 E 800 435 222200 000	WI DEPT OF PUBLIC INSTRUCTION	Wisecat Dues	200.00
				Totals for 128828	300.00
03/07/2013	128829	10 E 800 310 162390 000	WIAA	D5 Sectional	1,489.91
				Totals for 128829	1,489.91
03/08/2013	128830	10 E 800 411 231100 000	ALTOONA HIGH SCHOOL	Gifts for Japanese Students' Visit	96.00
				Totals for 128830	96.00
03/08/2013	128831	27 E 800 370 436000 341	CLINCARE CORP/EC ACADEMY DIV	On-going special education 2013.	3,676.50
				Totals for 128831	3,676.50
03/08/2013	128832	10 E 200 411 125510 000	SWEETWATER SOUND, INC.	replace worn/broken stands	174.70
				Totals for 128832	174.70
03/08/2013	128833	10 E 800 730 270000 000	UNEMPLOYMENT INSURANCE	UNEMPLOYMENT	1,820.03
				Totals for 128833	1,820.03
03/08/2013	128834	10 E 800 310 231100 000	WISC DEPT OF JUSTICE	BACKGROUND CHECKS	154.00
				Totals for 128834	154.00
03/12/2013	128835	10 E 400 342 162205 000	BOYEA, KYLE	WIAA BBB State Tourney 2013 Coaches Stipend	50.00
				Totals for 128835	50.00
03/12/2013	128836	10 E 400 342 162105 000	GARNETT, KEVIN	WIAA GBB coaches Stipends (3) 2013 Tourney	150.00
				Totals for 128836	150.00
03/12/2013	128837	10 E 400 342 162205 000	KAISER, TIMOTHY	WIAA state BBB coaches Stipend 2013	50.00
				Totals for 128837	50.00
03/12/2013	128838	10 E 400 342 162205 000	RIECHERS, ANDREW	WIAA State BBB Tourney Coaches Stipend	50.00
				Totals for 128838	50.00
03/01/2013	121320795	10 E 100 320 254300 000	BRAUN CORPORATION LLC	LIFTS - 6TH MONTHLY BILLING OF 12	96.93
03/01/2013	121320795	10 E 400 320 254300 000	BRAUN CORPORATION LLC	LIFTS - 6TH MONTHLY BILLING OF 12	76.67
03/01/2013	121320795	10 E 100 320 254300 000	BRAUN CORPORATION LLC	HS ELE 3 QUARTERLY BILLING OF 4	232.37
03/01/2013	121320795	10 E 400 320 254300 000	BRAUN CORPORATION LLC	HS ELE 3 QUARTERLY BILLING OF 4	183.82

CHECK DATE	CHECK ACCOUNT						VENDOR	INVOICE	AMOUNT
	NUMBER	NUMBER						DESCRIPTION	
							Totals for 121320795	589.79	
03/01/2013	121320796	10 E 400 411 127000 000	CLARK, GARY				iPad VGA adaptor	29.99	
							Totals for 121320796	29.99	
03/01/2013	121320797	10 E 100 320 254300 000	G & K SERVICES, INC.				Blanket P.O.	13.47	
03/01/2013	121320797	10 E 200 320 254300 000	G & K SERVICES, INC.				Blanket P.O.	13.47	
03/01/2013	121320797	10 E 400 320 254300 000	G & K SERVICES, INC.				Blanket P.O.	13.46	
03/01/2013	121320797	10 E 100 320 254300 000	G & K SERVICES, INC.				Blanket P.O.	20.64	
03/01/2013	121320797	10 E 200 320 254300 000	G & K SERVICES, INC.				Blanket P.O.	20.64	
03/01/2013	121320797	10 E 400 320 254300 000	G & K SERVICES, INC.				Blanket P.O.	20.63	
03/01/2013	121320797	10 E 100 320 254300 000	G & K SERVICES, INC.				Blanket P.O.	15.69	
03/01/2013	121320797	10 E 200 320 254300 000	G & K SERVICES, INC.				Blanket P.O.	15.69	
03/01/2013	121320797	10 E 400 320 254300 000	G & K SERVICES, INC.				Blanket P.O.	15.70	
							Totals for 121320797	149.39	
03/01/2013	121320798	27 E 700 342 158740 341	POWELL, KARSTEN				Mileage reimbursement - WI DELLS	73.45	
							Totals for 121320798	73.45	
03/01/2013	121320799	27 E 700 411 158760 341	ROBERTSON, JENNIFER				Mileage to WSTI Conference in Wisconsin Dells	73.45	
							Totals for 121320799	73.45	
03/01/2013	121320800	27 E 800 341 256750 011	STUDENT TRANSIT EAU CLAIRE, INC.				ALTOONA NEEDS	1,979.70	
03/01/2013	121320800	10 E 800 341 256710 000	STUDENT TRANSIT EAU CLAIRE, INC.				ROUTES, MONITORS, SNOW NO GO	40,040.28	
03/01/2013	121320800	27 E 800 341 256750 011	STUDENT TRANSIT EAU CLAIRE, INC.				ROUTES, MONITORS, SNOW NO GO	3,973.75	
03/01/2013	121320800	10 E 800 310 256710 000	STUDENT TRANSIT EAU CLAIRE, INC.				ROUTES, MONITORS, SNOW NO GO	3,317.37	
							Totals for 121320800	49,311.10	
03/04/2013	121320801	10 E 400 310 162205 000	BERRY, MATTHEW				SPORTS WORKER	38.00	
							Totals for 121320801	38.00	
03/04/2013	121320802	10 E 400 310 162105 000	BOWE, MATTHEW				OFFICIAL	42.50	
03/04/2013	121320802	80 E 200 310 162105 000	BOWE, MATTHEW				OFFICIAL	42.50	
							Totals for 121320802	85.00	
03/04/2013	121320803	80 E 200 310 162105 000	BRAHAN, WILLIAM				SPORTS WORKER	50.00	
							Totals for 121320803	50.00	
03/04/2013	121320804	80 E 200 310 162105 000	CAMPBELL, SCOTT				OFFICIAL	50.00	
							Totals for 121320804	50.00	
03/04/2013	121320805	10 E 400 310 162105 000	COENEN, ANITA				ATHLETIC TRAINER	67.50	
03/04/2013	121320805	10 E 400 310 162205 000	COENEN, ANITA				ATHLETIC TRAINER	67.50	
							Totals for 121320805	135.00	
03/04/2013	121320806	10 E 400 310 162205 000	DAKE, PETER				OFFICIAL	93.75	
03/04/2013	121320806	80 E 200 310 162105 000	DAKE, PETER				OFFICIAL	31.25	
							Totals for 121320806	125.00	
03/04/2013	121320807	10 E 400 310 162105 000	DEKAN, BRETT				SPORTS WORKER	22.50	
03/04/2013	121320807	10 E 400 310 162205 000	DEKAN, BRETT				SPORTS WORKER	67.50	
							Totals for 121320807	90.00	
03/04/2013	121320808	10 E 800 310 162390 000	FIEDLER, THOMAS				OFFICIAL	65.00	

CHECK DATE	CHECK ACCOUNT		VENDOR	INVOICE	
	NUMBER	NUMBER		DESCRIPTION	AMOUNT
				Totals for 121320808	65.00
03/04/2013	121320809	80 E 200 310 162105 000	GUNDERSON, JAMIE	SPORTS WORKER	55.00
				Totals for 121320809	55.00
03/04/2013	121320810	10 E 800 310 162390 000	HAGEN, DEREK	SPORTS WORKER	250.00
				Totals for 121320810	250.00
03/04/2013	121320811	10 E 400 310 162205 000	HAGER, NATHAN	OFFICIAL	40.00
				Totals for 121320811	40.00
03/04/2013	121320812	10 E 400 310 162205 000	HAKANSON, ROBERT	OFFICIAL	88.00
				Totals for 121320812	88.00
03/04/2013	121320813	10 E 400 310 162105 000	HENNING, TRISTAN	SPORTS WORKER	13.00
03/04/2013	121320813	10 E 400 310 162205 000	HENNING, TRISTAN	SPORTS WORKER	13.00
				Totals for 121320813	26.00
03/04/2013	121320814	80 E 200 310 162105 000	HESS, OSCAR	SPORTS WORKER	8.00
				Totals for 121320814	8.00
03/04/2013	121320815	80 E 200 310 162105 000	HUTTER, RONALD	OFFICIAL	50.00
				Totals for 121320815	50.00
03/04/2013	121320816	10 E 400 310 162105 000	JAROCKI, JONATHON	OFFICIAL	50.00
03/04/2013	121320816	80 E 200 310 162105 000	JAROCKI, JONATHON	OFFICIAL	150.00
				Totals for 121320816	200.00
03/04/2013	121320817	80 E 200 310 162105 000	JOHNSON, ALAN	OFFICIAL	115.00
				Totals for 121320817	115.00
03/04/2013	121320818	10 E 400 310 162105 000	KENT, STEVEN	SPORTS WORKER	88.65
03/04/2013	121320818	10 E 400 310 162205 000	KENT, STEVEN	SPORTS WORKER	59.10
03/04/2013	121320818	10 E 800 310 162390 000	KENT, STEVEN	SPORTS WORKER	49.25
				Totals for 121320818	197.00
03/04/2013	121320819	10 E 400 310 162205 000	KLINE, PATRICK	SPORTS WORKER	27.00
				Totals for 121320819	27.00
03/04/2013	121320820	10 E 400 310 162105 000	LEIS, MATTHEW	OFFICIAL	60.00
				Totals for 121320820	60.00
03/04/2013	121320821	10 E 800 310 162390 000	NIMMO, PAMELA	SPORTS WORKER	35.00
				Totals for 121320821	35.00
03/04/2013	121320822	10 E 400 310 162205 000	PRINCE, RICK	OFFICIAL	60.00
				Totals for 121320822	60.00
03/04/2013	121320823	10 E 400 310 162105 000	QUARBERG, DANNY	OFFICIAL	172.00
				Totals for 121320823	172.00
03/04/2013	121320824	10 E 400 310 162105 000	RASMUSSEN, ROBERT	OFFICIAL	138.75
03/04/2013	121320824	80 E 200 310 162105 000	RASMUSSEN, ROBERT	OFFICIAL	46.25
				Totals for 121320824	185.00
03/04/2013	121320825	10 E 400 310 162205 000	SANDEN, BRUCE	OFFICIAL	40.00

CHECK DATE	CHECK ACCOUNT		VENDOR	INVOICE		AMOUNT
	NUMBER	NUMBER		DESCRIPTION		
					Totals for 121320825	40.00
03/04/2013	121320826	10 E 400 310 162105 000	SCHROYER, ADAM	OFFICIAL		50.00
03/04/2013	121320826	10 E 400 310 162205 000	SCHROYER, ADAM	OFFICIAL		150.00
					Totals for 121320826	200.00
03/04/2013	121320827	10 E 400 310 162205 000	SMITH, RICHARD	OFFICIAL		77.40
					Totals for 121320827	77.40
03/04/2013	121320828	80 E 200 310 162105 000	SPONHOLZ, SCOTT	OFFICIAL		85.00
					Totals for 121320828	85.00
03/04/2013	121320829	10 E 800 310 162390 000	THOMPSON, RICK	OFFICIAL		60.00
					Totals for 121320829	60.00
03/04/2013	121320830	10 E 400 310 162105 000	TRAVIS, ETHYN	SPORTS WORKER		35.25
03/04/2013	121320830	10 E 400 310 162205 000	TRAVIS, ETHYN	SPORTS WORKER		11.75
					Totals for 121320830	47.00
03/04/2013	121320831	10 E 800 310 162390 000	WEISHEIPL, DAVID	SPORTS WORKER		100.00
03/04/2013	121320831	10 E 400 310 162105 000	WEISHEIPL, DAVID	OFFICIAL		112.00
03/04/2013	121320831	10 E 400 310 162205 000	WEISHEIPL, DAVID	OFFICIAL		168.00
					Totals for 121320831	380.00
03/04/2013	121320832	10 E 400 310 162205 000	WHITESIDE, DENNIS	OFFICIAL		120.00
					Totals for 121320832	120.00
03/04/2013	121320833	80 E 200 310 162105 000	WILSON, KATIE	OFFICIAL		25.00
					Totals for 121320833	25.00
03/04/2013	121320834	50 E 800 415 257210 000	DEAN FOODS OF WISCONSIN	Morning Glory/Dean Foods blanket order		240.00
03/04/2013	121320834	50 E 800 415 257220 000	DEAN FOODS OF WISCONSIN	Morning Glory/Dean Foods blanket order		792.98
03/04/2013	121320834	50 E 800 415 257250 000	DEAN FOODS OF WISCONSIN	Morning Glory/Dean Foods blanket order		527.60
03/04/2013	121320834	50 E 800 415 257210 000	DEAN FOODS OF WISCONSIN	Morning Glory/Dean Foods blanket order		240.00
03/04/2013	121320834	50 E 800 415 257220 000	DEAN FOODS OF WISCONSIN	Morning Glory/Dean Foods blanket order		721.81
03/04/2013	121320834	50 E 800 415 257250 000	DEAN FOODS OF WISCONSIN	Morning Glory/Dean Foods blanket order		527.60
					Totals for 121320834	3,049.99
03/04/2013	121320835	50 E 800 415 257220 000	DOMINOS PIZZA	Domino's Pizza blanket order		292.50
					Totals for 121320835	292.50
03/04/2013	121320836	50 E 800 411 257220 000	ECOLAB, INC	eco-lab blanket order		423.35
					Totals for 121320836	423.35
03/04/2013	121320838	50 E 800 415 257210 000	INDIANHEAD FOODSERVICE DISTRIBUTOR,	Indianhead Foodservice blanket order		851.68
03/04/2013	121320838	50 E 800 415 257220 000	INDIANHEAD FOODSERVICE DISTRIBUTOR,	Indianhead Foodservice blanket order		1,471.34
03/04/2013	121320838	50 E 800 415 257250 000	INDIANHEAD FOODSERVICE DISTRIBUTOR,	Indianhead Foodservice blanket order		331.31

CHECK DATE	CHECK NUMBER	ACCOUNT NUMBER	VENDOR	INVOICE DESCRIPTION	AMOUNT
03/04/2013	121320838	50 E 800 419 257220 000	INDIANHEAD FOODSERVICE DISTRIBUTOR,	Indianhead Foodservice blanket order	170.31
03/04/2013	121320838	50 E 800 415 257210 000	INDIANHEAD FOODSERVICE DISTRIBUTOR,	Indianhead Foodservice blanket order	837.84
03/04/2013	121320838	50 E 800 415 257220 000	INDIANHEAD FOODSERVICE DISTRIBUTOR,	Indianhead Foodservice blanket order	2,155.47
03/04/2013	121320838	50 E 800 415 257250 000	INDIANHEAD FOODSERVICE DISTRIBUTOR,	Indianhead Foodservice blanket order	216.12
03/04/2013	121320838	50 E 800 419 257220 000	INDIANHEAD FOODSERVICE DISTRIBUTOR,	Indianhead Foodservice blanket order	306.33
03/04/2013	121320838	50 E 800 415 257220 000	INDIANHEAD FOODSERVICE DISTRIBUTOR,	Indianhead Foodservice blanket order	4.80
03/04/2013	121320838	50 E 800 415 257210 000	INDIANHEAD FOODSERVICE DISTRIBUTOR,	Indianhead Foodservice blanket order	599.92
03/04/2013	121320838	50 E 800 415 257220 000	INDIANHEAD FOODSERVICE DISTRIBUTOR,	Indianhead Foodservice blanket order	2,001.11
03/04/2013	121320838	50 E 800 415 257250 000	INDIANHEAD FOODSERVICE DISTRIBUTOR,	Indianhead Foodservice blanket order	203.59
03/04/2013	121320838	50 E 800 419 257220 000	INDIANHEAD FOODSERVICE DISTRIBUTOR,	Indianhead Foodservice blanket order	193.78
03/04/2013	121320838	50 E 800 415 257220 000	INDIANHEAD FOODSERVICE DISTRIBUTOR,	Indianhead Foodservice blanket order	165.20
03/04/2013	121320838	50 E 800 415 257220 000	INDIANHEAD FOODSERVICE DISTRIBUTOR,	Indianhead Foodservice blanket order	3.60
				Totals for 121320838	9,512.40
03/07/2013	121320839	10 L 000 000 811670 000	ING LIFE INS & ANNUITY CO	Payroll accrual	745.40
03/07/2013	121320839	27 L 000 000 811670 000	ING LIFE INS & ANNUITY CO	Payroll accrual	64.60
03/07/2013	121320839	10 L 000 000 811670 000	ING LIFE INS & ANNUITY CO	Payroll accrual	150.40
03/07/2013	121320839	27 L 000 000 811670 000	ING LIFE INS & ANNUITY CO	Payroll accrual	9.60
				Totals for 121320839	970.00
03/07/2013	121320840	10 L 000 000 811650 000	WEST CENTRAL EDUCATION ASSN	Payroll accrual	196.80
03/07/2013	121320840	10 L 000 000 811650 000	WEST CENTRAL EDUCATION ASSN	Payroll accrual	203.46
03/07/2013	121320840	27 L 000 000 811650 000	WEST CENTRAL EDUCATION ASSN	Payroll accrual	203.20
03/07/2013	121320840	80 L 000 000 811650 000	WEST CENTRAL EDUCATION ASSN	Payroll accrual	2.84
03/07/2013	121320840	10 L 000 000 811650 000	WEST CENTRAL EDUCATION ASSN	Payroll accrual	3,212.54
03/07/2013	121320840	27 L 000 000 811650 000	WEST CENTRAL EDUCATION ASSN	Payroll accrual	463.78
				Totals for 121320840	4,282.62
03/07/2013	121320841	10 L 000 000 811634 000	MINNESOTA LIFE INSURANCE CO	Payroll accrual	511.96
03/07/2013	121320841	27 L 000 000 811634 000	MINNESOTA LIFE INSURANCE CO	Payroll accrual	82.80
03/07/2013	121320841	50 L 000 000 811634 000	MINNESOTA LIFE INSURANCE CO	Payroll accrual	26.75
03/07/2013	121320841	80 L 000 000 811634 000	MINNESOTA LIFE INSURANCE CO	Payroll accrual	0.00
03/07/2013	121320841	10 L 000 000 811634 000	MINNESOTA LIFE INSURANCE CO	Payroll accrual	217.94
03/07/2013	121320841	27 L 000 000 811634 000	MINNESOTA LIFE INSURANCE CO	Payroll accrual	28.24
03/07/2013	121320841	50 L 000 000 811634 000	MINNESOTA LIFE INSURANCE CO	Payroll accrual	3.43
03/07/2013	121320841	80 L 000 000 811634 000	MINNESOTA LIFE INSURANCE CO	Payroll accrual	0.00
03/07/2013	121320841	10 L 000 000 811634 000	MINNESOTA LIFE INSURANCE CO	Payroll accrual	515.46
03/07/2013	121320841	27 L 000 000 811634 000	MINNESOTA LIFE INSURANCE CO	Payroll accrual	82.80
03/07/2013	121320841	50 L 000 000 811634 000	MINNESOTA LIFE INSURANCE CO	Payroll accrual	22.27
03/07/2013	121320841	80 L 000 000 811634 000	MINNESOTA LIFE INSURANCE CO	Payroll accrual	0.00
03/07/2013	121320841	10 L 000 000 811634 000	MINNESOTA LIFE INSURANCE CO	Payroll accrual	218.29
03/07/2013	121320841	27 L 000 000 811634 000	MINNESOTA LIFE INSURANCE CO	Payroll accrual	28.24
03/07/2013	121320841	50 L 000 000 811634 000	MINNESOTA LIFE INSURANCE CO	Payroll accrual	2.88
03/07/2013	121320841	80 L 000 000 811634 000	MINNESOTA LIFE INSURANCE CO	Payroll accrual	0.00

CHECK DATE	CHECK ACCOUNT			VENDOR	INVOICE	AMOUNT
	NUMBER	NUMBER	NUMBER		DESCRIPTION	
03/07/2013	121320841	10 E 100	230 110000 000	MINNESOTA LIFE INSURANCE CO	APRIL BILLING IN MARCH 2013	-12.58
03/07/2013	121320841	10 E 200	230 120000 000	MINNESOTA LIFE INSURANCE CO	APRIL BILLING IN MARCH 2013	-12.58
03/07/2013	121320841	10 E 400	230 120000 000	MINNESOTA LIFE INSURANCE CO	APRIL BILLING IN MARCH 2013	-12.95
					Totals for 121320841	1,702.95
03/07/2013	121320842	27 E 700	411 156600 347	CLASSROOM DIRECT	Speech and Language Supplies	54.53
					Totals for 121320842	54.53
03/07/2013	121320843	80 E 200	342 124000 706	COLBERT, HEIDI	MILEAGE TO MATHCOUNTS COMPETITION on 3/2/13 in Madison	206.79
					Totals for 121320843	206.79
03/07/2013	121320844	10 E 800	310 221910 000	FIRST CHOICE COMPUTER	recycling equipment	92.00
					Totals for 121320844	92.00
03/07/2013	121320845	10 E 100	411 254300 000	FIRST SUPPLY LLC	VENT CAP	16.91
03/07/2013	121320845	10 E 200	411 254300 000	FIRST SUPPLY LLC	VENT CAP	16.91
03/07/2013	121320845	10 E 400	411 254300 000	FIRST SUPPLY LLC	VENT CAP	16.90
03/07/2013	121320845	10 E 100	411 254300 000	FIRST SUPPLY LLC	VENT CAP	16.91
03/07/2013	121320845	10 E 200	411 254300 000	FIRST SUPPLY LLC	VENT CAP	16.91
03/07/2013	121320845	10 E 400	411 254300 000	FIRST SUPPLY LLC	VENT CAP	16.90
					Totals for 121320845	101.44
03/07/2013	121320846	10 E 800	411 162390 000	KLINE, ANN	Cloverbelt Crossover hospitality room	192.02
					Totals for 121320846	192.02
03/07/2013	121320847	10 E 100	432 222200 000	KUCHTA, ROBERTA	Reimburse for books and materials	27.00
03/07/2013	121320847	10 E 200	431 222200 000	KUCHTA, ROBERTA	Reimburse for books and materials	30.00
03/07/2013	121320847	10 E 200	432 222200 000	KUCHTA, ROBERTA	Reimburse for books and materials	34.00
03/07/2013	121320847	10 E 400	432 222200 000	KUCHTA, ROBERTA	Reimburse for books and materials	30.00
					Totals for 121320847	121.00
03/07/2013	121320848	10 E 400	411 126000 000	LENZ, TODD	Donation from Reality Works	111.88
					Totals for 121320848	111.88
03/07/2013	121320849	10 E 800	310 263300 000	MARCO	AUTO ATTENDANT DOWN	121.33
					Totals for 121320849	121.33
03/07/2013	121320850	10 E 800	342 232100 000	ORTH, JOYCE	Mileage and expense reimbursement	41.03
					Totals for 121320850	41.03
03/07/2013	121320851	10 E 400	342 122000 704	POWER, GREGORY	Travel to AP Language Workshop in Madison on 12/10/12	199.80
					Totals for 121320851	199.80
03/07/2013	121320852	10 E 200	342 221400 000	PSZENICZNY, GARY	MILEAGE TO STANLEY-BOYD - SPOTLIGHT VISIT	38.42
					Totals for 121320852	38.42

CHECK DATE	CHECK ACCOUNT		VENDOR	INVOICE		AMOUNT
	NUMBER	NUMBER		DESCRIPTION		
03/07/2013	121320853	10 E 800 310 254300 000	SHRED AWAY	Shredding		67.50
				Totals for 121320853		67.50
03/08/2013	121320854	10 E 400 310 162205 000	CALKINS, JEFFREY	OFFICIAL		40.00
				Totals for 121320854		40.00
03/08/2013	121320855	10 E 800 941 231100 000	EAU CLAIRE AREA CHAMBER OF COMMERCE	MEMBERSHIP DUES 4/2/13 TO 4/1/14		572.00
				Totals for 121320855		572.00
03/08/2013	121320856	10 E 400 310 162205 000	HUTTER, RONALD	OFFICIAL		40.00
				Totals for 121320856		40.00
03/08/2013	121320857	10 E 400 310 162205 000	SANDEN, BRUCE	OFFICIAL		40.00
				Totals for 121320857		40.00
03/08/2013	121320858	21 E 100 411 121000 870	WALTHER, DONNA	Payment for 3 Parent/Student Ukrainian Egg Workshops on Friday, February 28th and Saturday, March 1.		300.00
				Totals for 121320858		300.00
03/08/2013	121320859	10 E 400 310 162205 000	WILSON, KATIE	OFFICIAL		40.00
				Totals for 121320859		40.00
03/01/2013	201200361	10 L 000 000 811614 000	DIVERSIFIED BENEFIT SERVICES INC	Flex plan charges		294.84
				Totals for 201200361		294.84
03/01/2013	201200362	10 E 100 249 110000 000	DIVERSIFIED BENEFIT SERVICES INC	HRA PAYMENTS		820.79
03/01/2013	201200362	10 E 100 249 110100 000	DIVERSIFIED BENEFIT SERVICES INC	HRA PAYMENTS		1,220.88
03/01/2013	201200362	10 E 100 249 110101 000	DIVERSIFIED BENEFIT SERVICES INC	HRA PAYMENTS		1,785.07
03/01/2013	201200362	10 E 100 249 110200 000	DIVERSIFIED BENEFIT SERVICES INC	HRA PAYMENTS		1,084.84
03/01/2013	201200362	10 E 100 249 110300 000	DIVERSIFIED BENEFIT SERVICES INC	HRA PAYMENTS		1,278.27
03/01/2013	201200362	10 E 100 249 110400 000	DIVERSIFIED BENEFIT SERVICES INC	HRA PAYMENTS		730.39
03/01/2013	201200362	10 E 100 249 143000 000	DIVERSIFIED BENEFIT SERVICES INC	HRA PAYMENTS		231.91
03/01/2013	201200362	10 E 100 249 213000 000	DIVERSIFIED BENEFIT SERVICES INC	HRA PAYMENTS		347.26
03/01/2013	201200362	10 E 100 249 222200 000	DIVERSIFIED BENEFIT SERVICES INC	HRA PAYMENTS		265.16
03/01/2013	201200362	10 E 100 249 241000 000	DIVERSIFIED BENEFIT SERVICES INC	HRA PAYMENTS		1,265.12
03/01/2013	201200362	10 E 100 249 253300 000	DIVERSIFIED BENEFIT SERVICES INC	HRA PAYMENTS		418.36
03/01/2013	201200362	10 E 100 249 110100 332	DIVERSIFIED BENEFIT SERVICES INC	HRA PAYMENTS		362.25
03/01/2013	201200362	10 E 100 249 110101 332	DIVERSIFIED BENEFIT SERVICES INC	HRA PAYMENTS		381.30
03/01/2013	201200362	10 E 100 249 110200 332	DIVERSIFIED BENEFIT SERVICES INC	HRA PAYMENTS		609.06
03/01/2013	201200362	10 E 100 249 110300 365	DIVERSIFIED BENEFIT SERVICES INC	HRA PAYMENTS		304.52
03/01/2013	201200362	10 E 200 249 120000 000	DIVERSIFIED BENEFIT SERVICES INC	HRA PAYMENTS		143.94
03/01/2013	201200362	10 E 200 249 120500 000	DIVERSIFIED BENEFIT SERVICES INC	HRA PAYMENTS		824.72
03/01/2013	201200362	10 E 200 249 120600 000	DIVERSIFIED BENEFIT SERVICES INC	HRA PAYMENTS		695.76
03/01/2013	201200362	10 E 200 249 121000 000	DIVERSIFIED BENEFIT SERVICES INC	HRA PAYMENTS		44.32
03/01/2013	201200362	10 E 200 249 122000 000	DIVERSIFIED BENEFIT SERVICES INC	HRA PAYMENTS		868.30
03/01/2013	201200362	10 E 200 249 123000 000	DIVERSIFIED BENEFIT SERVICES INC	HRA PAYMENTS		79.38
03/01/2013	201200362	10 E 200 249 124000 000	DIVERSIFIED BENEFIT SERVICES INC	HRA PAYMENTS		342.41
03/01/2013	201200362	10 E 200 249 125400 000	DIVERSIFIED BENEFIT SERVICES INC	HRA PAYMENTS		17.09
03/01/2013	201200362	10 E 200 249 125500 000	DIVERSIFIED BENEFIT SERVICES INC	HRA PAYMENTS		152.45
03/01/2013	201200362	10 E 200 249 125510 000	DIVERSIFIED BENEFIT SERVICES INC	HRA PAYMENTS		305.96
03/01/2013	201200362	10 E 200 249 126000 000	DIVERSIFIED BENEFIT SERVICES INC	HRA PAYMENTS		398.18
03/01/2013	201200362	10 E 200 249 127000 000	DIVERSIFIED BENEFIT SERVICES INC	HRA PAYMENTS		549.56

CHECK DATE	CHECK ACCOUNT		VENDOR	INVOICE		AMOUNT
	NUMBER	NUMBER		DESCRIPTION		
03/01/2013	201200362	10 E 200 249 132700 000	DIVERSIFIED BENEFIT SERVICES INC	HRA PAYMENTS		172.42
03/01/2013	201200362	10 E 200 249 136320 000	DIVERSIFIED BENEFIT SERVICES INC	HRA PAYMENTS		39.59
03/01/2013	201200362	10 E 200 249 141000 000	DIVERSIFIED BENEFIT SERVICES INC	HRA PAYMENTS		38.06
03/01/2013	201200362	10 E 200 249 143000 000	DIVERSIFIED BENEFIT SERVICES INC	HRA PAYMENTS		315.19
03/01/2013	201200362	10 E 200 249 213000 000	DIVERSIFIED BENEFIT SERVICES INC	HRA PAYMENTS		610.10
03/01/2013	201200362	10 E 200 249 222200 000	DIVERSIFIED BENEFIT SERVICES INC	HRA PAYMENTS		509.12
03/01/2013	201200362	10 E 200 249 241000 000	DIVERSIFIED BENEFIT SERVICES INC	HRA PAYMENTS		794.23
03/01/2013	201200362	10 E 200 249 241100 000	DIVERSIFIED BENEFIT SERVICES INC	HRA PAYMENTS		6.46
03/01/2013	201200362	10 E 200 249 253300 000	DIVERSIFIED BENEFIT SERVICES INC	HRA PAYMENTS		565.57
03/01/2013	201200362	10 E 200 249 254300 000	DIVERSIFIED BENEFIT SERVICES INC	HRA PAYMENTS		275.44
03/01/2013	201200362	10 E 400 249 121000 000	DIVERSIFIED BENEFIT SERVICES INC	HRA PAYMENTS		225.50
03/01/2013	201200362	10 E 400 249 122000 000	DIVERSIFIED BENEFIT SERVICES INC	HRA PAYMENTS		1,220.23
03/01/2013	201200362	10 E 400 249 123000 000	DIVERSIFIED BENEFIT SERVICES INC	HRA PAYMENTS		531.39
03/01/2013	201200362	10 E 400 249 124000 000	DIVERSIFIED BENEFIT SERVICES INC	HRA PAYMENTS		706.65
03/01/2013	201200362	10 E 400 249 125400 000	DIVERSIFIED BENEFIT SERVICES INC	HRA PAYMENTS		17.09
03/01/2013	201200362	10 E 400 249 125500 000	DIVERSIFIED BENEFIT SERVICES INC	HRA PAYMENTS		152.45
03/01/2013	201200362	10 E 400 249 126000 000	DIVERSIFIED BENEFIT SERVICES INC	HRA PAYMENTS		1,020.96
03/01/2013	201200362	10 E 400 249 127000 000	DIVERSIFIED BENEFIT SERVICES INC	HRA PAYMENTS		989.64
03/01/2013	201200362	10 E 400 249 141000 000	DIVERSIFIED BENEFIT SERVICES INC	HRA PAYMENTS		57.84
03/01/2013	201200362	10 E 400 249 143000 000	DIVERSIFIED BENEFIT SERVICES INC	HRA PAYMENTS		318.26
03/01/2013	201200362	10 E 400 249 213000 000	DIVERSIFIED BENEFIT SERVICES INC	HRA PAYMENTS		429.12
03/01/2013	201200362	10 E 400 249 222200 000	DIVERSIFIED BENEFIT SERVICES INC	HRA PAYMENTS		508.43
03/01/2013	201200362	10 E 400 249 241000 000	DIVERSIFIED BENEFIT SERVICES INC	HRA PAYMENTS		746.85
03/01/2013	201200362	10 E 400 249 241100 000	DIVERSIFIED BENEFIT SERVICES INC	HRA PAYMENTS		20.47
03/01/2013	201200362	10 E 400 249 253300 000	DIVERSIFIED BENEFIT SERVICES INC	HRA PAYMENTS		523.61
03/01/2013	201200362	10 E 400 249 254300 000	DIVERSIFIED BENEFIT SERVICES INC	HRA PAYMENTS		275.44
03/01/2013	201200362	10 E 400 249 132700 400	DIVERSIFIED BENEFIT SERVICES INC	HRA PAYMENTS		498.27
03/01/2013	201200362	10 E 400 249 136320 400	DIVERSIFIED BENEFIT SERVICES INC	HRA PAYMENTS		264.98
03/01/2013	201200362	10 E 700 249 172000 000	DIVERSIFIED BENEFIT SERVICES INC	HRA PAYMENTS		389.49
03/01/2013	201200362	10 E 800 249 211100 000	DIVERSIFIED BENEFIT SERVICES INC	HRA PAYMENTS		169.30
03/01/2013	201200362	10 E 800 249 214400 000	DIVERSIFIED BENEFIT SERVICES INC	HRA PAYMENTS		202.03
03/01/2013	201200362	10 E 800 249 221910 000	DIVERSIFIED BENEFIT SERVICES INC	HRA PAYMENTS		530.83
03/01/2013	201200362	10 E 800 249 223100 000	DIVERSIFIED BENEFIT SERVICES INC	HRA PAYMENTS		162.33
03/01/2013	201200362	10 E 800 249 232100 000	DIVERSIFIED BENEFIT SERVICES INC	HRA PAYMENTS		573.92
03/01/2013	201200362	10 E 800 249 252000 000	DIVERSIFIED BENEFIT SERVICES INC	HRA PAYMENTS		456.91
03/01/2013	201200362	10 E 800 249 254200 000	DIVERSIFIED BENEFIT SERVICES INC	HRA PAYMENTS		275.40
03/01/2013	201200362	10 E 800 249 254300 000	DIVERSIFIED BENEFIT SERVICES INC	HRA PAYMENTS		285.06
03/01/2013	201200362	10 E 800 249 122000 141	DIVERSIFIED BENEFIT SERVICES INC	HRA PAYMENTS		375.55
03/01/2013	201200362	10 E 800 249 239000 141	DIVERSIFIED BENEFIT SERVICES INC	HRA PAYMENTS		8.64
03/01/2013	201200362	27 E 700 249 152000 011	DIVERSIFIED BENEFIT SERVICES INC	HRA PAYMENTS		389.49
03/01/2013	201200362	27 E 700 249 158100 011	DIVERSIFIED BENEFIT SERVICES INC	HRA PAYMENTS		88.53
03/01/2013	201200362	27 E 700 249 158310 011	DIVERSIFIED BENEFIT SERVICES INC	HRA PAYMENTS		305.55
03/01/2013	201200362	27 E 700 249 158320 011	DIVERSIFIED BENEFIT SERVICES INC	HRA PAYMENTS		304.70
03/01/2013	201200362	27 E 700 249 158330 011	DIVERSIFIED BENEFIT SERVICES INC	HRA PAYMENTS		77.40
03/01/2013	201200362	27 E 700 249 158340 011	DIVERSIFIED BENEFIT SERVICES INC	HRA PAYMENTS		59.66
03/01/2013	201200362	27 E 700 249 158510 011	DIVERSIFIED BENEFIT SERVICES INC	HRA PAYMENTS		24.31
03/01/2013	201200362	27 E 700 249 158520 011	DIVERSIFIED BENEFIT SERVICES INC	HRA PAYMENTS		304.74
03/01/2013	201200362	27 E 700 249 158530 011	DIVERSIFIED BENEFIT SERVICES INC	HRA PAYMENTS		305.21
03/01/2013	201200362	27 E 700 249 158710 011	DIVERSIFIED BENEFIT SERVICES INC	HRA PAYMENTS		391.11
03/01/2013	201200362	27 E 700 249 158730 011	DIVERSIFIED BENEFIT SERVICES INC	HRA PAYMENTS		304.96
03/01/2013	201200362	27 E 700 249 158750 011	DIVERSIFIED BENEFIT SERVICES INC	HRA PAYMENTS		305.18
03/01/2013	201200362	27 E 700 249 158760 011	DIVERSIFIED BENEFIT SERVICES INC	HRA PAYMENTS		305.30
03/01/2013	201200362	27 E 700 249 159110 011	DIVERSIFIED BENEFIT SERVICES INC	HRA PAYMENTS		3,593.07
03/01/2013	201200362	27 E 700 249 213000 011	DIVERSIFIED BENEFIT SERVICES INC	HRA PAYMENTS		113.32
03/01/2013	201200362	27 E 700 249 214400 011	DIVERSIFIED BENEFIT SERVICES INC	HRA PAYMENTS		82.52
03/01/2013	201200362	27 E 700 249 223300 011	DIVERSIFIED BENEFIT SERVICES INC	HRA PAYMENTS		143.92

CHECK DATE	CHECK ACCOUNT						VENDOR	INVOICE DESCRIPTION	AMOUNT
	NUMBER	NUMBER							
03/01/2013	201200362	27 E 700 249 223300 341					DIVERSIFIED BENEFIT SERVICES INC	HRA PAYMENTS	212.60
03/01/2013	201200362	10 E 100 249 110300 332					DIVERSIFIED BENEFIT SERVICES INC	HRA PAYMENTS	304.36
								Totals for 201200362	38,406.00
03/07/2013	201200363	10 L 000 000 811671 000					GREAT-WEST RETIREMENT SERVICES	Payroll accrual	1,045.00
03/07/2013	201200363	27 L 000 000 811671 000					GREAT-WEST RETIREMENT SERVICES	Payroll accrual	500.00
								Totals for 201200363	1,545.00
03/07/2013	201200364	10 L 000 000 811612 000					WELLS FARGO BANK	Payroll accrual	759.90
03/07/2013	201200364	27 L 000 000 811612 000					WELLS FARGO BANK	Payroll accrual	9.60
03/07/2013	201200364	50 L 000 000 811612 000					WELLS FARGO BANK	Payroll accrual	10.00
03/07/2013	201200364	80 L 000 000 811612 000					WELLS FARGO BANK	Payroll accrual	7.50
03/07/2013	201200364	10 L 000 000 811612 000					WELLS FARGO BANK	Payroll accrual	26,801.16
03/07/2013	201200364	27 L 000 000 811612 000					WELLS FARGO BANK	Payroll accrual	2,931.70
03/07/2013	201200364	50 L 000 000 811612 000					WELLS FARGO BANK	Payroll accrual	525.46
03/07/2013	201200364	80 L 000 000 811612 000					WELLS FARGO BANK	Payroll accrual	30.66
03/07/2013	201200364	10 L 000 000 811611 000					WELLS FARGO BANK	Payroll accrual	18,515.26
03/07/2013	201200364	27 L 000 000 811611 000					WELLS FARGO BANK	Payroll accrual	2,665.23
03/07/2013	201200364	50 L 000 000 811611 000					WELLS FARGO BANK	Payroll accrual	592.99
03/07/2013	201200364	80 L 000 000 811611 000					WELLS FARGO BANK	Payroll accrual	28.08
03/07/2013	201200364	10 L 000 000 811611 000					WELLS FARGO BANK	Payroll accrual	4,330.23
03/07/2013	201200364	27 L 000 000 811611 000					WELLS FARGO BANK	Payroll accrual	623.29
03/07/2013	201200364	50 L 000 000 811611 000					WELLS FARGO BANK	Payroll accrual	138.69
03/07/2013	201200364	80 L 000 000 811611 000					WELLS FARGO BANK	Payroll accrual	6.56
								Totals for 201200364	57,976.31
03/07/2013	201200365	10 L 000 000 811611 000					WELLS FARGO BANK	Payroll accrual	4,330.23
03/07/2013	201200365	27 L 000 000 811611 000					WELLS FARGO BANK	Payroll accrual	623.29
03/07/2013	201200365	50 L 000 000 811611 000					WELLS FARGO BANK	Payroll accrual	138.69
03/07/2013	201200365	80 L 000 000 811611 000					WELLS FARGO BANK	Payroll accrual	6.56
03/07/2013	201200365	10 L 000 000 811611 000					WELLS FARGO BANK	Payroll accrual	18,515.26
03/07/2013	201200365	27 L 000 000 811611 000					WELLS FARGO BANK	Payroll accrual	2,665.23
03/07/2013	201200365	50 L 000 000 811611 000					WELLS FARGO BANK	Payroll accrual	592.99
03/07/2013	201200365	80 L 000 000 811611 000					WELLS FARGO BANK	Payroll accrual	28.08
								Totals for 201200365	26,900.33
03/07/2013	201200366	10 L 000 000 811613 000					WISCONSIN DEPT OF REVENUE	Payroll accrual	102.50
03/07/2013	201200366	50 L 000 000 811613 000					WISCONSIN DEPT OF REVENUE	Payroll accrual	55.00
03/07/2013	201200366	80 L 000 000 811613 000					WISCONSIN DEPT OF REVENUE	Payroll accrual	7.50
03/07/2013	201200366	10 L 000 000 811613 000					WISCONSIN DEPT OF REVENUE	Payroll accrual	15,237.06
03/07/2013	201200366	27 L 000 000 811613 000					WISCONSIN DEPT OF REVENUE	Payroll accrual	2,039.04
03/07/2013	201200366	50 L 000 000 811613 000					WISCONSIN DEPT OF REVENUE	Payroll accrual	331.56
03/07/2013	201200366	80 L 000 000 811613 000					WISCONSIN DEPT OF REVENUE	Payroll accrual	12.14
								Totals for 201200366	17,784.80
03/07/2013	201200367	10 L 000 000 811621 000					WISCONSIN RETIREMENT SYSTEM	Payroll accrual	15,521.59
03/07/2013	201200367	27 L 000 000 811621 000					WISCONSIN RETIREMENT SYSTEM	Payroll accrual	2,005.32
03/07/2013	201200367	80 L 000 000 811621 000					WISCONSIN RETIREMENT SYSTEM	Payroll accrual	2.66
03/07/2013	201200367	10 L 000 000 811622 000					WISCONSIN RETIREMENT SYSTEM	Payroll accrual	3,152.38
03/07/2013	201200367	27 L 000 000 811622 000					WISCONSIN RETIREMENT SYSTEM	Payroll accrual	712.94
03/07/2013	201200367	50 L 000 000 811622 000					WISCONSIN RETIREMENT SYSTEM	Payroll accrual	104.69
03/07/2013	201200367	80 L 000 000 811622 000					WISCONSIN RETIREMENT SYSTEM	Payroll accrual	28.77
03/07/2013	201200367	10 L 000 000 811621 000					WISCONSIN RETIREMENT SYSTEM	Payroll accrual	15,521.59
03/07/2013	201200367	27 L 000 000 811621 000					WISCONSIN RETIREMENT SYSTEM	Payroll accrual	2,005.32
03/07/2013	201200367	80 L 000 000 811621 000					WISCONSIN RETIREMENT SYSTEM	Payroll accrual	2.66
03/07/2013	201200367	10 L 000 000 811622 000					WISCONSIN RETIREMENT SYSTEM	Payroll accrual	3,152.38

CHECK DATE	CHECK ACCOUNT		VENDOR	INVOICE		AMOUNT
	NUMBER	NUMBER		DESCRIPTION		
03/07/2013	201200367	27 L 000 000 811622 000	WISCONSIN RETIREMENT SYSTEM	Payroll accrual		712.94
03/07/2013	201200367	50 L 000 000 811622 000	WISCONSIN RETIREMENT SYSTEM	Payroll accrual		549.02
03/07/2013	201200367	80 L 000 000 811622 000	WISCONSIN RETIREMENT SYSTEM	Payroll accrual		28.77
03/07/2013	201200367	50 L 000 000 811622 000	WISCONSIN RETIREMENT SYSTEM	Payroll accrual		444.34
					Totals for 201200367	43,945.37
03/07/2013	201200368	10 L 000 000 811691 000	WEA TRUST ADVANTAGE	Payroll accrual		98.23
03/07/2013	201200368	27 L 000 000 811691 000	WEA TRUST ADVANTAGE	Payroll accrual		64.86
03/07/2013	201200368	10 L 000 000 811691 000	WEA TRUST ADVANTAGE	Payroll accrual		64.14
03/07/2013	201200368	27 L 000 000 811691 000	WEA TRUST ADVANTAGE	Payroll accrual		45.75
03/07/2013	201200368	10 L 000 000 811691 000	WEA TRUST ADVANTAGE	Payroll accrual		233.00
03/07/2013	201200368	10 L 000 000 811691 000	WEA TRUST ADVANTAGE	Payroll accrual		10.44
03/07/2013	201200368	10 L 000 000 811691 000	WEA TRUST ADVANTAGE	Payroll accrual		2,895.00
03/07/2013	201200368	10 L 000 000 811691 000	WEA TRUST ADVANTAGE	Payroll accrual		5,028.75
03/07/2013	201200368	27 L 000 000 811691 000	WEA TRUST ADVANTAGE	Payroll accrual		500.00
03/07/2013	201200368	80 L 000 000 811691 000	WEA TRUST ADVANTAGE	Payroll accrual		78.25
03/07/2013	201200368	10 L 000 000 811691 000	WEA TRUST ADVANTAGE	Payroll accrual		2,707.50
					Totals for 201200368	11,725.92
03/07/2013	201200369	10 A 000 000 711100 000	WELLS FARGO BANK/NET PR & DIRECT DE PR & DIRECT DEPOSIT 3/7/13			196,809.08
03/07/2013	201200369	27 A 000 000 711100 000	WELLS FARGO BANK/NET PR & DIRECT DE PR & DIRECT DEPOSIT 3/7/13			29,984.70
03/07/2013	201200369	50 A 000 000 711100 000	WELLS FARGO BANK/NET PR & DIRECT DE PR & DIRECT DEPOSIT 3/7/13			7,778.84
03/07/2013	201200369	80 A 000 000 711100 000	WELLS FARGO BANK/NET PR & DIRECT DE PR & DIRECT DEPOSIT 3/7/13			249.81
					Totals for 201200369	234,822.43
					Totals for checks	592,778.73

FUND SUMMARY

<u>FUND</u>	<u>DESCRIPTION</u>	<u>BALANCE SHEET</u>	<u>REVENUE</u>	<u>EXPENSE</u>	<u>TOTAL</u>
10	GENERAL	341,407.16	0.00	158,092.07	499,499.23
21	SPECIAL REVENUE TRUST FUND	0.00	0.00	300.00	300.00
27	SPECIAL EDUCATION FUND	49,059.49	0.00	17,288.88	66,348.37
50	FOOD SERVICE	11,317.60	0.00	13,814.90	25,132.50
80	COMMUNITY SERVICE	520.84	0.00	977.79	1,498.63
***	Fund Summary Totals ***	402,305.09	0.00	190,473.64	592,778.73

***** End of report *****

CHECK DATE	CHECK NUMBER	ACCOUNT NUMBER	VENDOR	INVOICE DESCRIPTION	AMOUNT
03/05/2013	7833	61 L 000 000 814209 000	AMERICAN RED CROSS	Donation from MS student council	200.00
				Totals for 7833	200.00
03/05/2013	7834	61 L 000 000 814400 000	BALDWIN, ROBERT	Orlando student per diem	7,000.00
				Totals for 7834	7,000.00
03/05/2013	7835	61 L 000 000 814212 000	EQUAL RIGHTS DIVISIO	work permits	30.00
				Totals for 7835	30.00
03/05/2013	7836	61 L 000 000 814400 000	J & M FUNDRAISING, I	Product payment for fundraiser	1,205.00
				Totals for 7836	1,205.00
				Totals for checks	8,435.00

FUND SUMMARY

<u>FUND</u>	<u>DESCRIPTION</u>	<u>BALANCE SHEET</u>	<u>REVENUE</u>	<u>EXPENSE</u>	<u>TOTAL</u>
61	EXTRA CURRICULAR FUND	8,435.00	0.00	0.00	8,435.00
***	Fund Summary Totals ***	8,435.00	0.00	0.00	8,435.00

***** End of report *****

SCHOOL DISTRICT OF ALTOONA

Bank Balances

February 2010

GENERAL ACCOUNTS (FUNDS 10, 23, 27, 38, 45, 50, and 80)

Wells Fargo Bank

Beginning balance	(20,168.39)
Receipts	2,144,698.89
Disbursements	(1,371,631.80)
Transfers in	570,000.00
Transfers out	(1,250,000.00)
Service Fees	<u>0.00</u>
Ending Balance	PRELIMINARY BALANCE <u>72,898.70</u>

Wells Fargo Bank Savings

Beginning balance	1,122,654.55
Transfers in	1,250,000.00
Transfers out	(570,000.00)
Interest	<u>122.94</u>
Ending Balance	<u>1,802,777.49</u>

State Government Pool

Beginning balance	233,538.32
Receipts	316,810.29
Transfers in	0.00
Transfers out	0.00
Interest	<u>38.02</u>
Ending Balance	<u>550,386.63</u>

Wisconsin Liquid Asset Fund

Beginning balance	2,146.17
Interest	<u>0.00</u>
Ending Balance	<u>2,146.17</u>

GENERAL ACCOUNTS TOTAL

\$2,428,208.99

SCHOOL DISTRICT OF ALTOONA

Bank Balances

February 2010

DEBT SERVICE FUND 39

Wells Fargo Bank

Beginning balance	27,518.90
Receipts	0.00
Disbursements	0.00
Interest	<u>3.16</u>
Ending Balance	<u>27,522.06</u>

State Government Pool

Beginning balance	2,696.14
Transfers out	0.00
Interest	<u>0.28</u>
Ending Balance	<u>2,696.42</u>

Wisconsin Liquid Asset Fund

Beginning balance	4,289.09
Interest	<u>0.00</u>
Ending Balance	<u>4,289.09</u>

FUND 39 TOTAL \$34,507.57

STUDENT ACTIVITY FUND 61

Wells Fargo Bank

Beginning balance	88,771.74
Receipts	28,237.13
Disbursements	(31,148.82)
Interest	3.18
Service Fees	<u>(41.22)</u>
Ending Balance	<u>85,822.01</u>

FUND 61 TOTAL \$85,822.01

Employee Benefit Trust Fund 73

Mid America

Beginning balance	260,779.97
Receipts	0.00
Disbursements	0.00
Quarterly Interest	0.00
Service Fees	<u>0.00</u>
Ending Balance	<u>260,779.97</u>

FUND 73 TOTAL \$260,779.97

In lieu of one-half credit of physical education for purposes of high school graduation, **A student who meets all of the following requirements shall be** eligible ~~students may to~~ complete an additional one-half credit course offered by the District in a subject area that **may or may not be** ~~is not otherwise~~ required for graduation. A student is eligible for this option under the following conditions:

- The student has participated in one or more approved school sponsored sports or other organized physical activities after the commencement of 9th grade
- The student has participated in the approved sport/activity during a semester, or portion of a semester, in which the student is not enrolled in a for-credit physical education class that is required for graduation.

Approved school-sponsored sports and activities shall include, but are not necessarily limited to, the following: WIAA sports, dance team, cheerleading, any club sports offered through the district.

If a student wishes to use participation in another sport or organized physical activity, other than those listed above, to establish eligibility for the physical education credit option, he/she shall seek approval from the High School Principal who shall compare the primary purpose, rigor, supervision/instruction, and frequency of practices and contests/performances of the activity to other eligible sports and activities. The student request must be submitted in advance of the sport/activity. The High School principal shall verify and document student participation in the sport/activity, including the eligibility or ineligibility for physical education credit.

In terms of minimal length and rigor, the season (or activity period) should be at least as long as the shortest WIAA season of an approved WIAA sport. It shall be the responsibility of the student to provide relevant information regarding the sport or organized physical activity that will support the request.

During each sport season/activity period used to establish eligibility for the physical education credit option, the student must not have (1) been subject to any disciplinary suspension from a contest or performance imposed either by the supervisor/coach or under any applicable code of conduct; (2) violated any applicable code of conduct during the season (or activity period), the penalty for which was, or would have been, suspension from one or more contests or performances; and (3) been absent from a practice or contest/performance without an acceptable/approved excuse. If the student was injured after the beginning of any of the sports seasons but continued to participate in team activities as appropriate for the remainder of the season, he/she still satisfies this requirement.

A student must have his/her eligibility for the physical education credit option fully approved, including successful completion of his/her participation in the qualifying sport or other activity, by the time the student needs to register for classes for second semester of 12th grade.

Nothing in this policy shall prevent a student who is eligible for accommodations to the high school graduation requirements, including the credit requirements, under other District policies from receiving those accommodations.

LEGAL REF.: 118.13, 118.33 Wisc. Statutes

ADOPTED:

**2013 WASB
SPRING
ACADEMY**



**MAY 4, 2013
COUNTRY SPRINGS HOTEL,
WAUKESHA WI**

WAUKESHA WI
COUNTRY SPRINGS HOTEL

The purpose of the WASB Spring Academy is to provide a foundation in the roles and responsibilities of being an effective school board member for new and experienced board members. The day will provide a series of introductory sessions for board members in their first term in office and six in-depth workshops for experienced board members to choose from.

8 AM Registration

Track 1 – All-Day Introductory Track for New Board Members

8:30 AM The Key Work of School Boards
9:30 Fundamentals of Wisconsin School Finance
10:30 School Board Policy Development
11:30 Lunch
12:30 PM Legal Authority and Duties of Wisconsin School Boards
2:30 State Budget Update and Advocacy

Track 2 – Half-Day Workshops for Experienced Board Members

Select one or two in-depth workshops:

8:30 –11:30 AM Board President' Leadership: Legal & Influential
Common Core State Standards and School Boards:
What you need to know
10 Steps to a Safer School
12:30- 3:30 PM Tour Wisconsin's House of School Finance
Data First
Legal Liabilities of a School Board

Registration Options:

1. All-Day Introductory Track (lunch included): \$135
2. Two Workshops (lunch included): \$145
3. One Workshop (lunch NOT included): \$85
4. One Workshop (lunch included): \$100

Attending?

**RSVP to Joyce
by April 22:**

- ◆ Are you selecting option 1, 2, 3 or 4?
- ◆ Is lodging needed for Friday evening?

SPECIAL BOARD MEETINGS FOR THE WEEK OF MARCH 18

March 19 – Meeting 1

8:30- 11:00 Meetings with Architect Firms: SEH and TCI

11:00-2:00 Handbook Development: Review feedback from Professional Educators

March 20 – Meeting 1

8:30- 11:00 Meetings with Architect Firms: SDS and adg

11:00-12:00 Debriefing: Discuss Next Step

March 20 – Meeting 2

3:45 Handbook Development: Meet with Professional Educators



ASCD 68th Annual Conference & Exhibit Show
March 16-18, 2013 | Chicago, Illinois | McCormick Place West



If you are a...
• Teacher
• Principal
• Superintendent
• School Administrator
• University Professor
• Staff Developer
THIS IS YOUR CONFERENCE!



- Quick Links**
- Register Now
 - Registration Information
 - Conference Planner
 - Floor Guide
 - Speakers
 - Past and Future Conferences
 - Reserve Housing
 - View All 400+ Sessions

Best Speakers/Workshops



MARCH 16-18 2013

400+ Sessions



29
Pre-Conference Institutes
March 13-15, 2013

ASCD 2013
68th Annual Conference & Exhibit Show



CONNECT

**SCHOOL DISTRICT OF ALTOONA
ENROLLMENT DATA FOR 2012/13**

2011/12 September and June Totals:

	K4	K	K .5	Gr 1	Gr 2	Gr 3	Gr 4	Gr 5	Gr 6	Gr 7	Gr 8	Gr 9	Gr 10	Gr 11	Gr 12	Totals
16-Sep-2011	90	113	1	111	117	106	98	117	105	107	118	110	126	123	100	1542
4-Jun-2012	85	111	1	111	117	100	97	117	107	113	117	109	121	115	99	1520

2012/13 Monthly District Totals:

	K4	K	K .5	Gr 1	Gr 2	Gr 3	Gr 4	Gr 5	Gr 6	Gr 7	Gr 8	Gr 9	Gr 10	Gr 11	Gr 12	Totals
12-Sep-2012	131	118	0	107	105	113	95	92	118	101	116	120	107	115	119	1557
21-Sep-2012	133	121	0	109	107	116	97	92	117	101	116	121	104	115	115	1564
25-Oct-2012	136	125	0	108	107	114	97	92	118	102	116	122	106	115	113	1571
30-Nov-12	137	126	0	108	108	115	98	94	117	102	114	125	104	116	112	1576
20-Dec-12	135	127	0	109	109	117	98	95	117	107	114	124	104	116	112	1584
11-Jan-13	129	124	0	106	107	116	98	95	117	105	113	120	103	113	112	1558
8-Feb-13	131	123	0	107	107	115	98	95	117	106	113	116	103	113	110	1554
March																
April																
May																
June																
Average Enrollment:																1566

School Totals This Month:

	K4	K	Gr 1	Gr 2	Gr 3	Gr 4	Total	Last Month
Pedersen	131	123	107	107	115	98	681	680
	Gr 5	Gr 6	Gr 7	Gr 8				
Middle School	95	117	106	113	431	430		
	Gr 9	Gr 10	Gr 11	Gr 12				
High School	116	103	113	110	442	448		
Total:							1554	1558

* K-12= on campus only

Fd	T	Loc	Obj	Func	Func	2012-13	2012-13	2012-13	Unexpended	
						Original Budget	Revised Budget	FY Activity	Balance	
10	E	---	---	11	---	UNDIFF CURRICULUM	2,972,373.00	2,972,373.00	1,671,006.81	1,301,366.19
10	E	---	---	12	---	REGULAR CURRICULUM	4,136,442.00	4,136,442.00	2,091,056.05	2,045,385.95
10	E	---	---	13	---	VOCATIONAL CURRICULUM	372,396.00	372,396.00	197,815.69	174,580.31
10	E	---	---	14	---	PHYSICAL CURRICULUM	368,655.00	368,655.00	193,366.84	175,288.16
10	E	---	---	16	---	CO-CURRICULAR ACTIVITIES	216,794.00	216,794.00	124,227.21	92,566.79
10	E	---	---	17	---	SPECIAL NEEDS	95,474.00	95,474.00	49,592.49	45,881.51
10	E	---	---	21	---	PUPIL SERVICES	478,341.00	478,341.00	274,022.96	204,318.04
10	E	---	---	22	---	INSTRUCTIONAL STAFF SERVICES	836,052.00	836,052.00	484,632.86	351,419.14
10	E	---	---	23	---	GENERAL ADMINISTRATION	357,154.00	357,154.00	226,789.74	130,364.26
10	E	---	---	24	---	SCHOOL BUILDING ADMINISTRATION	721,311.00	721,311.00	439,092.85	282,218.15
10	E	---	---	25	---	BUSINESS ADMINISTRATION	2,457,275.00	2,457,275.00	1,609,428.74	847,846.26
10	E	---	---	26	---	CENTRAL SERVICES	78,897.00	78,897.00	26,904.55	51,992.45
10	E	---	---	27	---	INSURANCE/DISTRICT	153,700.00	153,700.00	121,139.38	32,560.62
10	E	---	---	28	---	DEBT SERVICES - SHORT TERM	50,300.00	50,300.00	333.34	49,966.66
10	E	---	---	29	---	OTHER SUPPORT SERVICES	11,914.00	11,914.00	7,872.60	4,041.40
10	E	---	---	41	---	INTERFUND TRANSFERS	1,365,098.00	1,365,098.00	239.25	1,364,858.75
10	E	---	---	43	---	GENERAL TUITION PAYMENTS	892,475.00	892,475.00	338,312.89	554,162.11
10	-	---	---	-----	---	GENERAL	15,564,651.00	15,564,651.00	7,855,834.25	7,708,816.75
21	E	---	---	11	---	UNDIFF CURRICULUM	275.00	275.00	649.99	-374.99
21	E	---	---	12	---	REGULAR CURRICULUM	1,217.00	1,217.00	389.31	827.69
21	E	---	---	16	---	CO-CURRICULAR ACTIVITIES	210.00	210.00		210.00
21	E	---	---	17	---	SPECIAL NEEDS			60.00	-60.00
21	E	---	---	21	---	PUPIL SERVICES	7,790.00	7,790.00	8,208.29	-418.29
21	E	---	---	22	---	INSTRUCTIONAL STAFF SERVICES	2,101.00	2,101.00	300.00	1,801.00
21	E	---	---	26	---	CENTRAL SERVICES	268.00	268.00		268.00
21	-	---	---	-----	---	SPECIAL REVENUE TRUST FUND	11,861.00	11,861.00	9,607.59	2,253.41
27	E	---	---	15	---	SPECIAL ED CURRICULUM	1,584,621.00	1,584,621.00	884,433.94	700,187.06
27	E	---	---	21	---	PUPIL SERVICES	259,540.00	259,540.00	231,959.16	27,580.84
27	E	---	---	22	---	INSTRUCTIONAL STAFF SERVICES	160,431.00	160,431.00	80,317.07	80,113.93
27	E	---	---	25	---	BUSINESS ADMINISTRATION	37,206.00	37,206.00	20,370.01	16,835.99
27	E	---	---	43	---	GENERAL TUITION PAYMENTS	387,859.00	387,859.00	280,756.78	107,102.22
27	E	---	---	49	---	OTHER NON-PROGRAM TRANSACTIONS	9,000.00	9,000.00	9,024.14	-24.14
27	-	---	---	-----	---	SPECIAL EDUCATION FUND	2,438,657.00	2,438,657.00	1,506,861.10	931,795.90
38	E	---	---	28	---	DEBT SERVICES - SHORT TERM	13,341.00	13,341.00		13,341.00
38	-	---	---	-----	---	NON-REFERENDUM DEBT	13,341.00	13,341.00		13,341.00
39	E	---	---	28	---	DEBT SERVICES - SHORT TERM	3,209,631.00	3,209,631.00	80,393.75	3,129,237.25
39	-	---	---	-----	---	REFERENDUM APPROVED DEBT SERV	3,209,631.00	3,209,631.00	80,393.75	3,129,237.25
50	E	---	---	25	---	BUSINESS ADMINISTRATION	721,003.00	721,003.00	378,361.56	342,641.44
50	E	---	---	27	---	INSURANCE/DISTRICT	12,100.00	12,100.00	12,070.00	30.00
50	-	---	---	-----	---	FOOD SERVICE	733,103.00	733,103.00	390,431.56	342,671.44
73	E	---	---	42	---	Fiduciary Fund Expenditures	753,000.00	753,000.00	164,855.00	588,145.00
73	-	---	---	-----	---	Employee Benefit Trust Fund	753,000.00	753,000.00	164,855.00	588,145.00
80	E	---	---	12	---	REGULAR CURRICULUM	1,810.00	1,810.00	549.42	1,260.58
80	E	---	---	16	---	CO-CURRICULAR ACTIVITIES	53,210.00	53,210.00	30,717.76	22,492.24
80	E	---	---	25	---	BUSINESS ADMINISTRATION	4,283.00	4,283.00	2,359.72	1,923.28
80	E	---	---	31	---	COMMUNITY SERVICE	24,751.00	24,751.00	5,223.01	19,527.99
80	-	---	---	-----	---	COMMUNITY SERVICE	84,054.00	84,054.00	38,849.91	45,204.09
Grand Expense Total							22,808,298.00	22,808,298.00	10,046,833.16	12,761,464.84

Fd	T	Loc	Obj	Func	Func	2012-13 Original Budget	2012-13 Revised Budget	2012-13 FY Activity	Unexpended Balance
----	---	-----	-----	------	------	----------------------------	---------------------------	------------------------	-----------------------

Number of Accounts: 1780

***** End of report *****

Fd	T	Loc	Obj	Fu	Src	2012-13	2012-13	2012-13	Unexpended
						Original Budget	Revised Budget	FY Activity	Balance
10	R	800	21-	--	TAXES	1,768,127.00	1,768,127.00	3,309,966.83	-1,541,839.83
10	R	800	26-	--	NON-CAPITAL SALES	2,000.00	2,000.00	168.00	1,832.00
10	R	800	27-	--	SCHOOL ACTIVITY-INCOME	34,700.00	34,700.00	31,860.80	2,839.20
10	R	800	28-	--	INTEREST ON INVESTMENT	1,000.00	1,000.00	1,373.79	-373.79
10	R	800	29-	--	OTHER REVENUES-LOCAL SOURCES	24,380.00	24,380.00	21,626.90	2,753.10
10	R	800	34-	--	GRANTS-OTHER SCHOOL DISTRICTS	1,085,975.00	1,085,975.00		1,085,975.00
10	R	800	51-	--	TRANSIT OF AIDS-INTERMED SRCES	63,387.00	63,387.00	28,380.44	35,006.56
10	R	800	54-	--	PAYMENT FOR SERVICES	800.00	800.00	800.00	
10	R	800	61-	--	STATE AID-CATEGORICAL	68,000.00	68,000.00	19,406.00	48,594.00
10	R	800	62-	--	STATE AID-GENERAL	9,810,578.00	9,810,578.00	3,852,072.00	5,958,506.00
10	R	800	63-	--	SPECIAL PROJECTS GRANT	10,000.00	10,000.00	10,000.00	
10	R	800	65-	--	SAGE GRANT	455,000.00	455,000.00	279,610.38	175,389.62
10	R	800	69-	--	OTHER REVENUE - STATE SOURCES	15,037.00	15,037.00		15,037.00
10	R	800	75-	--	TITLE I	210,538.00	210,538.00	70,003.79	140,534.21
10	R	800	86-	--	SALES OF FIXED ASSETS	290,000.00	290,000.00	293,000.00	-3,000.00
10	R	800	96-	--	ADJUSTMENTS	19,500.00	19,500.00		19,500.00
10	R	800	97-	--	REFUND OF DISBURSEMENT	37,000.00	37,000.00	37,259.38	-259.38
10	R	800	99-	--	Other Miscellaneous Revenue	1,600.00	1,600.00	2,679.43	-1,079.43
10	R	---	---	--	Revenue	13,897,622.00	13,897,622.00	7,958,207.74	5,939,414.26
10	-	---	---	--	GENERAL	13,897,622.00	13,897,622.00	7,958,207.74	5,939,414.26
21	R	100	29-	--	OTHER REVENUES-LOCAL SOURCES			2,500.00	-2,500.00
21	R	800	29-	--	OTHER REVENUES-LOCAL SOURCES			8,083.77	-8,083.77
21	R	---	---	--	Revenue			10,583.77	-10,583.77
21	-	---	---	--	SPECIAL REVENUE TRUST FUND			10,583.77	-10,583.77
27	R	800	11-	--	OPERATING TRANSFERS-IN	1,365,098.00	1,365,098.00		1,365,098.00
27	R	800	31-	--	TRANSIT OF AIDS-INTERDISTRICT	25,469.00	25,469.00		25,469.00
27	R	800	34-	--	GRANTS-OTHER SCHOOL DISTRICTS	37,650.00	37,650.00	25,178.87	12,471.13
27	R	800	51-	--	TRANSIT OF AIDS-INTERMED SRCES	110,000.00	110,000.00	47,613.00	62,387.00
27	R	800	58-	--	MEDICAL SERVICE REIMBURSEMENTS	157,349.00	157,349.00		157,349.00
27	R	800	61-	--	STATE AID-CATEGORICAL	436,500.00	436,500.00	265,416.00	171,084.00
27	R	800	62-	--	STATE AID-GENERAL	7,365.00	7,365.00		7,365.00
27	R	800	73-	--	SPECIAL PROJECTS GRANTS	299,226.00	299,226.00	81,650.84	217,575.16
27	R	---	---	--	Revenue	2,438,657.00	2,438,657.00	419,858.71	2,018,798.29
27	-	---	---	--	SPECIAL EDUCATION FUND	2,438,657.00	2,438,657.00	419,858.71	2,018,798.29
38	R	800	29-	--	OTHER REVENUES-LOCAL SOURCES	12,000.00	12,000.00	8,959.00	3,041.00
38	R	---	---	--	Revenue	12,000.00	12,000.00	8,959.00	3,041.00
38	-	---	---	--	NON-REFERENDUM DEBT	12,000.00	12,000.00	8,959.00	3,041.00
39	R	800	21-	--	TAXES	3,100,000.00	3,100,000.00		3,100,000.00
39	R	800	28-	--	INTEREST ON INVESTMENT			70.67	-70.67
39	R	---	---	--	Revenue	3,100,000.00	3,100,000.00	70.67	3,099,929.33
39	-	---	---	--	REFERENDUM APPROVED DEBT SERV	3,100,000.00	3,100,000.00	70.67	3,099,929.33
50	R	800	25-	--	FOOD SERVICE SALES	300,300.00	300,300.00	201,969.62	98,330.38
50	R	800	28-	--	INTEREST ON INVESTMENT	180.00	180.00		180.00
50	R	800	61-	--	STATE AID-CATEGORICAL	19,600.00	19,600.00		19,600.00
50	R	800	71-	--	FEDERAL AID-CATEGORICAL	350,000.00	350,000.00	108,188.76	241,811.24
50	R	800	73-	--	SPECIAL PROJECTS GRANTS	2,000.00	2,000.00		2,000.00
50	R	---	---	--	Revenue	672,080.00	672,080.00	310,158.38	361,921.62
50	-	---	---	--	FOOD SERVICE	672,080.00	672,080.00	310,158.38	361,921.62
73	R	800	28-	--	INTEREST ON INVESTMENT	9,000.00	9,000.00	6,936.27	2,063.73
73	R	800	95-	--	Contributions to Emp Benefits	695,000.00	695,000.00		695,000.00
73	R	---	---	--	Revenue	704,000.00	704,000.00	6,936.27	697,063.73

Fd	T	Loc	Obj	Fu	Src	2012-13		2012-13	Unexpended
						Original Budget	Revised Budget	FY Activity	Balance
73	-	---	---	--	Employee Benefit Trust Fund	704,000.00	704,000.00	6,936.27	697,063.73
80	R	800	21-	--	TAXES	50,000.00	50,000.00		50,000.00
80	R	---	---	--	Revenue	50,000.00	50,000.00		50,000.00
80	-	---	---	--	COMMUNITY SERVICE	50,000.00	50,000.00		50,000.00
Grand Revenue T						20,874,359.00	20,874,359.00	8,714,774.54	12,159,584.46

Number of Accounts: 73

***** End of report *****



Altoona High School and Middle School Boiler Study

report for:

School District of Altoona

Altoona School District Boiler Study

Project Number: 13-051

March 1, 2013




Title Page

Building Information

Altoona High School
115,000 sf
475 Students, 70 Staff

Altoona Middle School
98,000 sf
430 Students, 60 Staff



KFI Project Manager Information

Randy Christenson, PE
Karges-Faulconbridge, Inc.
670 County Road B West
St. Paul, MN 55113-4527
rpchristenson@kfi-eng.com
651-771-0880 – Office
651-771-0878 – Fax

Site Contacts

Greg Johnson
Altoona High School
1903 Bartlett Avenue
Altoona, WI 54720
gjohnson@altoona.k12.wi.us
718-839-6030 Ext 339 – Office
718-839-6066 – Fax

KFI Energy Analyst

Kate Edwards
Karges-Faulconbridge, Inc.
670 County Road B West
St. Paul, MN 55113-4527
kredwards@kfi-eng.com
651-771-0880 - Office
651-771-0878 - Fax

Table of Contents

Title Page	1
Table of Contents	2
Executive Summary	3
Study Scope and Background	4
Proposed High School and Middle School Boiler Plant Improvements	4
Study Scope	4
Facility & Systems	5
High School.....	5
Middle School.....	6
Boiler Size Requirements	7
High School.....	7
Middle School.....	7
Boiler Options Investigated	7
Current Utility Usage	8
Natural Gas Usage	8
Electricity Usage	9
Potential Utility Cost Savings	11
Cost Estimates	13
Potential Payback	14
Recommendations	15
Appendices	16
Appendix A – Existing System Photos	17

Executive Summary

Karges-Faulconbridge, Inc. (KFI) was contracted to perform an analysis of the Middle School and High School boiler systems.

KFI investigated the potential costs, savings, and payback of relocating one of the existing Burnham boilers from the Middle School to the High School and installing a new high efficiency condensing boiler in both the Middle School and High School. All coils are currently sized for 180°F hot water.

KFI analyzed two boiler configuration options. The first option uses the Burnham boilers as lead boilers in each school during the peak heating months and using the condensing boilers during part load months when the load could be met with 120°F water. The second option uses the condensing boiler year round as the lead boiler assuming a reduced efficiency when hot water is supplied at 180°F during peak months. The payback for each option was compared to the cost of replacing the High School boilers with standard boilers.

Table 1: Payback Summary

Design Option	Initial Cost Difference	Annual Utility Cost Savings	Payback
Burnham boiler as lead, Condensing boiler during part load	\$41,249	\$4,698	8.78 years
Condensing boiler as lead, highest efficiency in part load	\$41,249	\$2,756	14.96 years

Based on these findings, KFI has the following recommendations:

- Remove the existing High School boilers
- Relocate (1) Middle School Burnham boiler to the Middle School
- Add (1) 3,000 MBH condensing boiler to the Middle School
- Add (1) 4,000 MBH condensing boiler to the High School
- Review the flow required with low temperature hot water supply to determine where VFDs should be added to hydronic pumps
- Investigate the payback of replacing the electric heating coils in the High School with hydronic coils.

Study Scope and Background

Proposed High School and Middle School Boiler Plant Improvements

The Altoona School District is proposing boiler room improvements at the High School and Middle School to be implemented in the summer of 2013. The proposed improvements include:

- The addition of a new, high efficiency condensing boiler at each school to carry the load in spring fall, and unoccupied times
- Variable Frequency Drives (VFDs) on the boiler circulation pumps
- Removal of the domestic hot water indirect tank and replacement with a high efficiency condensing water heater
- Connection of the High School Boiler Room to the building automation system (BAS)
- Connection of AHU 8 and AHU 10 in the High School to the BAS

Study Scope

In light of the above proposed changes, the scope of the current Engineering Study is to:

- Evaluate existing High School and Middle School heating systems and review drawings
- Review existing utility bills for the existing heating system
- Analyze the boiler size requirements for both the High School and Middle School
- Provide options to upgrade or replace the existing heating plan in the High School and Middle School
- Estimate costs to remove and recycle old boilers from the High School
- Estimate costs to move a boiler from the Middle School to the High School
- Estimate costs and savings to install a new condensing boiler in the Middle School and High School

Facility & Systems

High School

Altoona High School is 155,000 sf and serves approximately 475 students and 70 staff.

The High School Boiler Plant includes two Iron Fireman 3 pass tube boilers. Each boiler has 4.712 Million Btu natural gas input. These boilers were installed in 1974. The High School boilers are not controlled by the BAS.

Iron Fireman catalogs list the efficiency of similar boilers at 78% however, due to the age of the plant, a lower boiler thermal efficiency of 70% was assumed for this study.

The High School circulation pump inventory is provided in Table 2.

Table 2: High School Circulation Pump Inventory

HS Pump #	HP	kW	Year Installed
1	2	1.5	1974
2	2	1.5	1974
3	5	3.7	1988
4	5	3.7	1988
5	3	2.2	1974
6	3	2.2	1974

Circulation pumps 1&2 and 3&4 are sized for 50% flow. Pumps 5&6 are sized for 100% flow.

A number of the High School RTUs include electric heating coils for morning warm up. An inventory of these coils is provided in Table 3. These electric coils are only used during off-peak hours.

Heating needs for the High School are met via hydronic fin tube and unit heaters.

Table 3: High School Electric Heating Coil Inventory

HS RTU #	kW	Comparative Btu
RTU 1 (East Science)	37	126,244
RTU 2 (Music)	55	187,660
RTU 3 (Commons)	37	126,244
RTU 4 (Classrooms)	37	126,244
RTU 5 (Classrooms)	37	126,244
RTU 6 (Computer Room)	37	126,244
Total:	240	818,880

There is a potential energy savings by replacing the electric heating coils with hot water hydronic coils served by the boiler system. While this scope is not part of this study, the boiler systems should be sized for this potential future load.

Middle School

Altoona Middle School is 98,000 sf and serves approximately 430 students and 60 staff.

The Middle School Boiler Plant includes two Burnham 3 pass fire tube boilers. Each boiler is sized at 2.89 Million Btu natural gas input. These boilers were installed in 1999. These boilers have a rated thermal efficiency of 78%.

The Middle School circulation pump inventory is provided in Table 4.

Table 4: Middle School Circulation Pump Inventory

MS Pump #	HP	kW	Year Installed
1	5	3.7	1999
2	5	3.7	1999

Boiler Size Requirements

High School

The connected capacity supplied by fin tube, unit heaters, cabinet unit heaters, VAV coils, and hot water coils served by the High School boilers is **3,452.8** MBH according to the existing Mechanical drawings.

The High School boilers are each sized for 4.712 Million Btu input. With a 70% efficiency assumption, each boiler should be capable of 3,298 MBH output.

If the monthly gas energy consumption were averaged over 9 hours per day, Monday through Friday, the peak High School gas consumption (boiler input) would be 3,522 MBH. At 70% efficiency, this corresponds to 2,465 MBH heating output.

Middle School

The connected capacity supplied by unit heaters, cabinet unit heaters, VAV coils, and hot water coils served by the Middle School boilers is 2,933.9 MBH according to the existing Mechanical drawing schedules.

The Middle School boilers are each sized for 2.89 Million Btu input. With a 78% efficiency assumption, each boiler should be capable of 2,254 MBH output.

If the monthly gas energy consumption were averaged over 9 hours per day, Monday through Friday, the peak Middle School gas consumption (boiler input) would be 2,415 MBH. At 78% efficiency, this corresponds to 1,884 MBH heating output.

Boiler Options Investigated

KFI investigated relocating one of the Burnham boilers from the Middle School to the High school as both of the High School boilers need to be replaced. With this relocated boiler, condensing boilers can be added to each system to increase the efficiency for each school.

We analyzed using the Burnham boilers for the peak heating system as the system components are designed for 180° F supply temperature and using the condensing boilers for part load when low temperature (120° F) water is sufficient to meet the load of the building.

We also reviewed using the condensing boilers year round and allowing the supply temperature to rise to 180° F even though the efficiency of the condensing boiler decreases as the water temperature increases.

Current Utility Usage

Natural Gas Usage

The natural gas usage for 2011 and for 2012 is provided below for the High School (Figure 1) and for the Middle School (Figure 2).

Based on the natural gas usage pattern and a review of typical bin weather data for the area, KFI selected the months of April, through October as the portion of the year that the schools could potentially meet heating requirements with 120°F. For the purposes of this study it was assumed that 180°F water would be required in January, February, March, November, and December. The actual water temperature requirements may vary from year to year, particularly in the spring and fall.

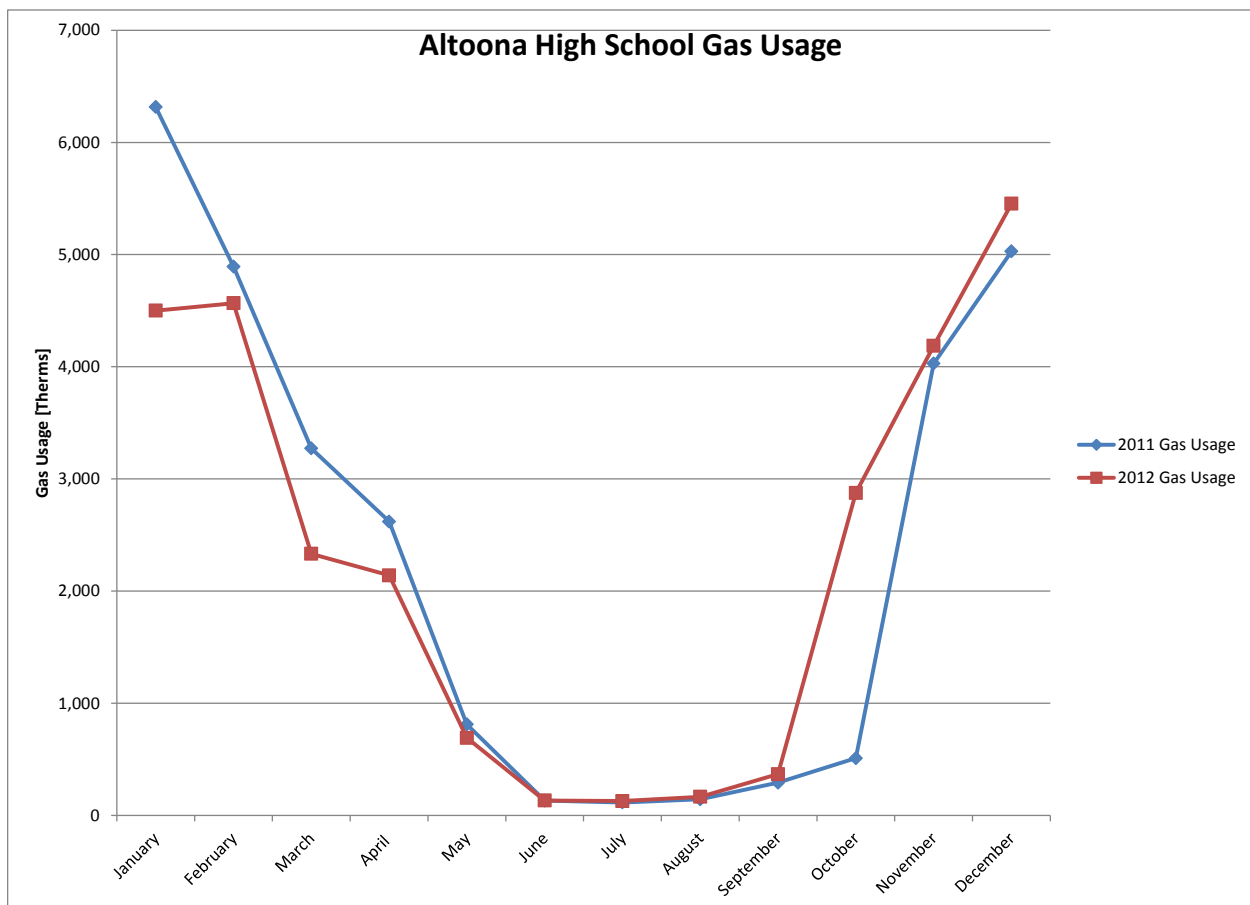


Figure 1: Current High School Gas Usage

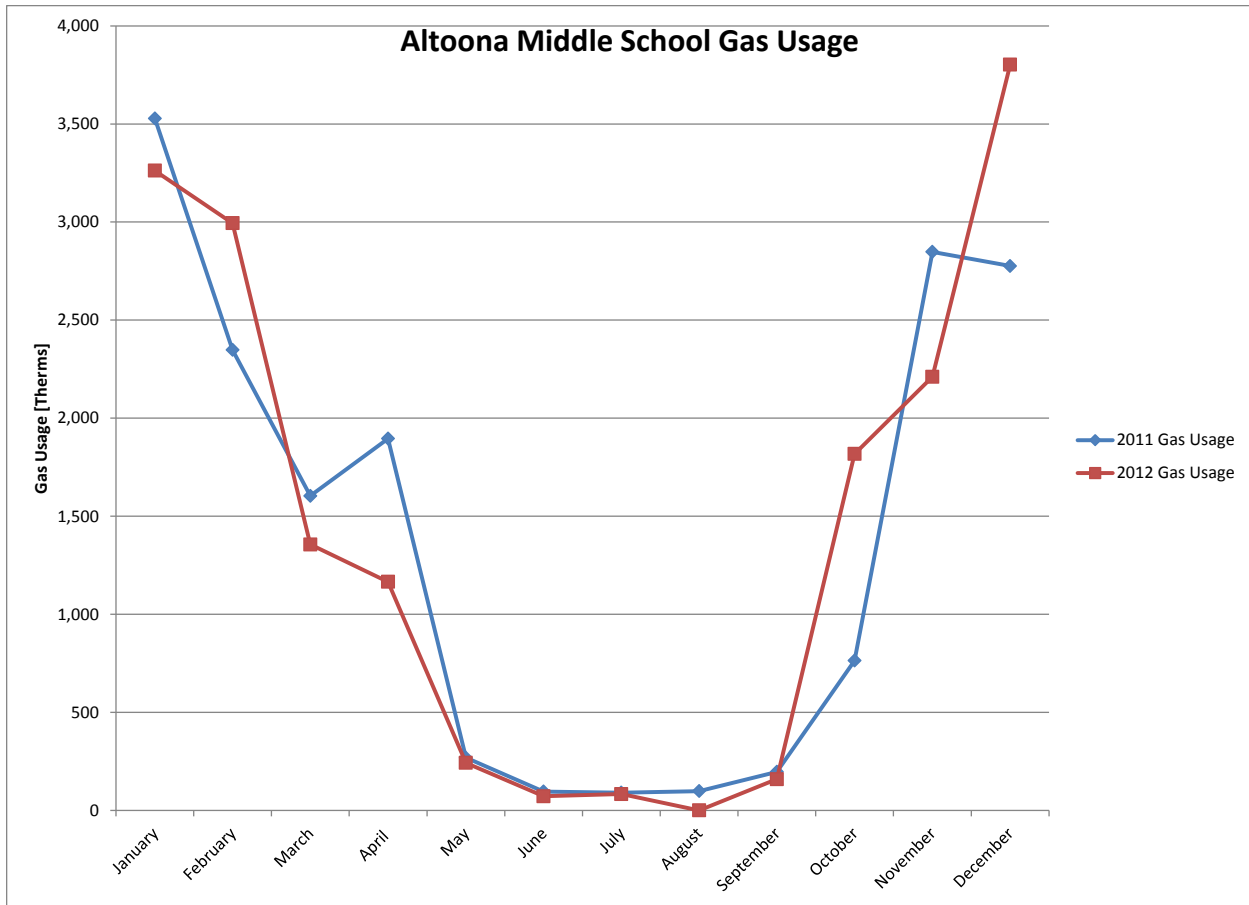


Figure 2: Current Middle School Gas Usage

Electricity Usage

The 2011 and 2012 electric usage of the High School is provided in Figure 3. The electric usage for the Middle school is provided in Figure 4.

There is a much larger reduction in electric usage in the summer months for the High School than for the Middle School. As there is some summer programming in each school, the large drop in electric usage in the High School may indicate the months that the RTU heating coils are not required.

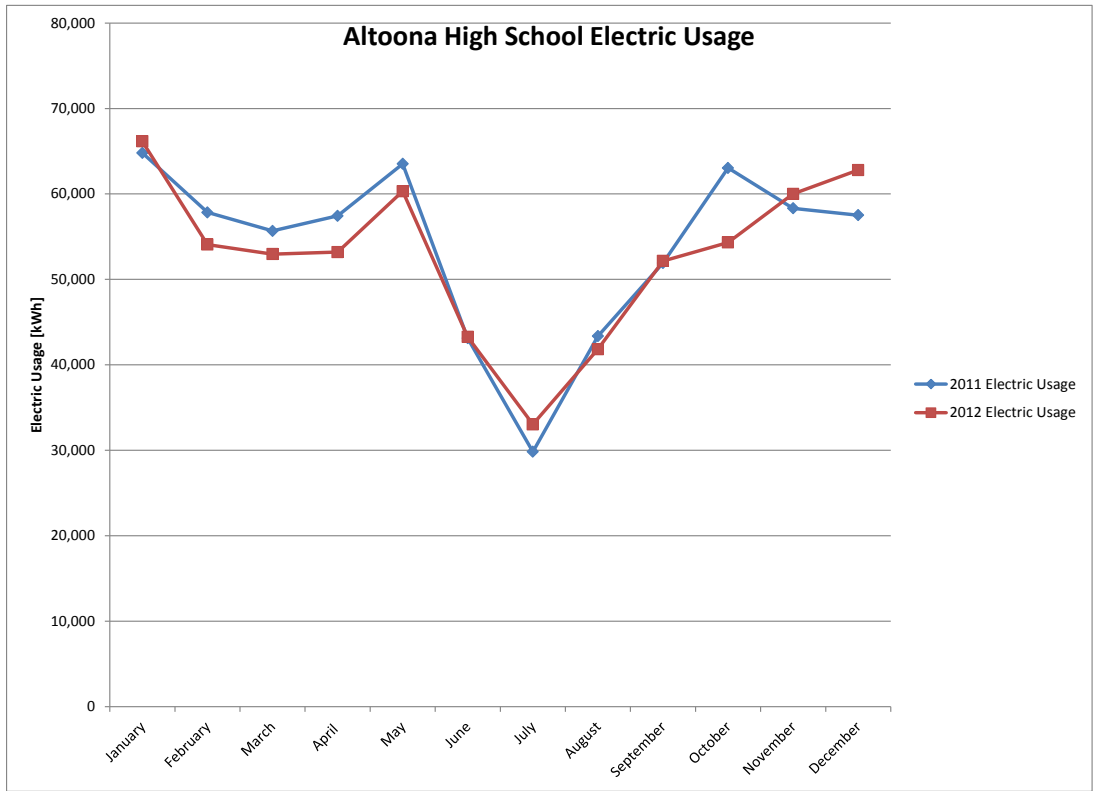


Figure 3: Current High School Electric Usage

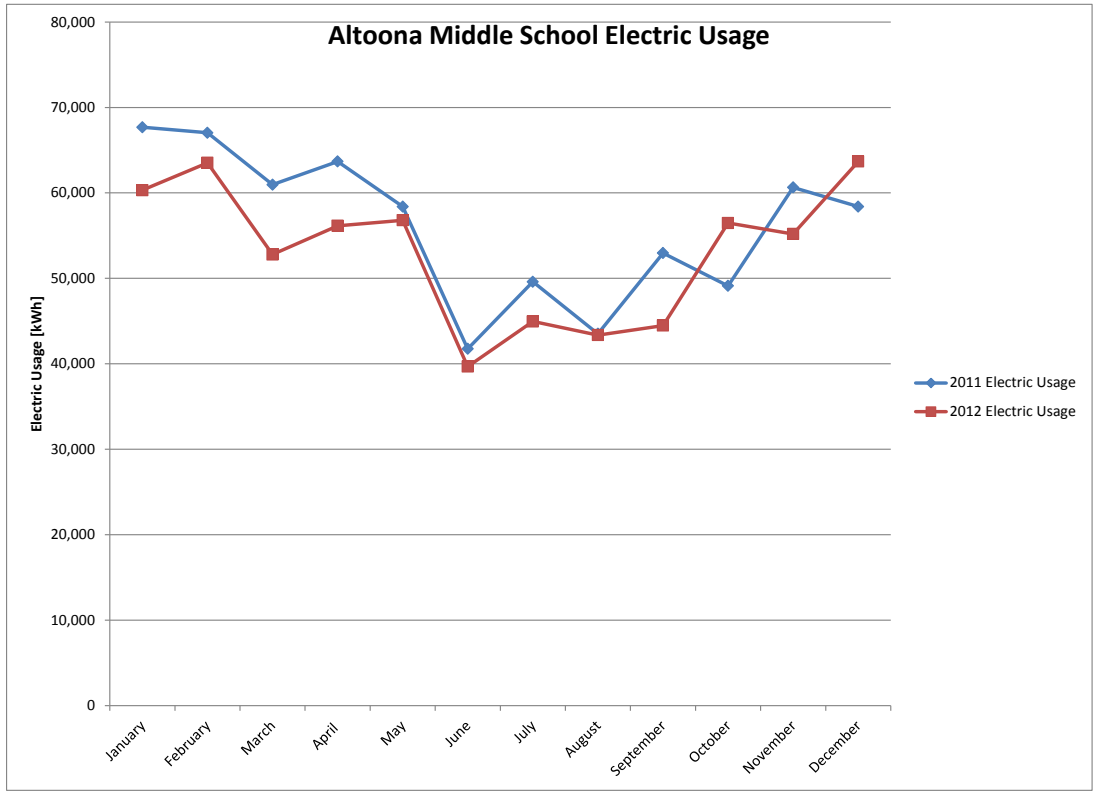


Figure 4: Current Middle School Electric Usage

Potential Utility Cost Savings

For each school, two boiler configurations were analyzed. The first configuration is the use of one of the Middle School Burnham boilers in each school as the lead boiler supplying 180°F water during peak heating months. These boilers have a thermal efficiency of 78%. In this scenario, a high efficiency condensing boiler would be used only during the months of April through October with a supply temperature of 120°F and an assumed efficiency of 95%. The expected energy and cost savings for this configuration are provided in Table 5 and Table 6 below.

Table 5: High School Gas Utility Savings – Middle School Boiler for Peak Season, Condensing Boiler for Part Load

Year	Actual Gas Usage	Actual Gas Costs	Proposed Gas Usage*	Proposed Gas Costs	Annual Cost Savings
2011	28,169 therms	\$20,397	24,536 therms	\$17,832	\$2,565
2012	27,549 therms	\$17,497	23,678 therms	\$15,161	\$2,336
Average	27,859 therms	\$18,947	24,107 therms	\$16,496	\$2,451

*Based on an assumed existing boiler efficiency of 70%, upgraded to 78% boiler from MS and 95% condensing boiler running April through October

Table 6: Middle School Gas Utility Savings – Middle School Existing Boiler for Peak Season, Condensing Boiler for Part Load

Year	Actual Gas Usage	Actual Gas Costs	Proposed Gas Usage*	Proposed Gas Costs	Annual Cost Savings
2011	16,517 therms	\$11,837	15,998 therms	\$11,510	\$327
2012	17,170 therms	\$10,729	16,631 therms	\$10,729	\$283
Average	16,844 therms	\$11,120	16,314 therms	\$11,425	\$305

*Based on an assumed existing boiler efficiency of 78%, upgraded to a hybrid plant with a 95% condensing boiler running April through October

The total average cost savings for the first boiler configuration is \$2,750 for the two schools combined.

The second boiler configuration analyzed is the use of a high efficiency condensing boiler as the lead boiler year round. Condensing boilers have an efficiency of approximately 95% when supplying 120°F water. When these boilers provide hotter water, the efficiency drops to a typical efficiency of 85% at 180°F. In this second configuration, an efficiency of 85% was assumed for the months of January through March and November through December. An efficiency of 95% was assumed for April through October. Results are provided in Table 7 for the High School and Table 8 for the Middle School.

Table 7: High School Gas Utility Savings – Condensing Boiler Year Round

Year	Actual Gas Usage	Actual Gas Costs	Proposed Gas Usage*	Proposed Gas Costs	Annual Cost Savings
2011	28,169 therms	\$20,397	22,797 therms	\$16,542	\$3,855
2012	27,549 therms	\$17,497	22,123 therms	\$14,117	\$3,380
Average	27,859 therms	\$18,947	22,460 therms	\$15,330	\$3,617

*Based on an assumed boiler efficiency of 85% during peak months and 95% efficiency April through October

Table 8: Middle School Gas Utility Savings – Condensing Boiler Year Round

Year	Actual Gas Usage	Actual Gas Costs	Proposed Gas Usage*	Proposed Gas Costs	Annual Cost Savings
2011	16,517 therms	\$11,837	14,918 therms	\$10,712	\$1,125
2012	17,170 therms	\$10,729	15,508 therms	\$9,976	\$1,037
Average	16,844 therms	\$11,120	15,213 therms	\$10,344	\$1,081

*Based on an assumed boiler efficiency of 85% during peak months and 95% efficiency April through October

The High School RTU electric coils (240 kW) have the potential of using up to 20,000 kWh per month. The use of hydronic heating coils would reduce the monthly off-peak electric consumption of the High School but would not likely affect the school electric demand charges as the peak demand is determined monthly based on the maximum on-peak usage. Ratchet charges (also called customer demand charges) would be reduced, but this is a much lower cost than the on-peak demand costs.

Cost Estimates

Table 9: Cost Estimate for Standard Boiler Replacement at High School

Description	Item Total Cost
(2) New Standard Boilers at 4,000 MBH Input	\$65,000
Install Combustion Air Fan at High School	\$1,500
Natural Gas Piping (50 LF)	\$5,000
Hot Water Supply/Return Piping at Boiler Room (125 LF)	\$18,750
Hot Water Supply/Return Insulation at Boiler Room (125 LF)	\$2,375
Revise Existing Controls for Boilers	\$6,500
Hydronic Flow Testing	\$1,500
Remove Existing HS Boilers and Controls	\$6,000
Remove Existing HS Combustion Air Duct	\$1,000
Asbestos Removal to be Completed by Owner	\$0
Overhead and Engineering Fees	\$23,721
Total:	\$131,346

Table 10: Cost Estimate for Condensing Boiler Replacement at High School and Middle School

Description	Item Total Cost
(2) Condensing Boilers at 3,000 MBH and 4,000 MBH	\$95,000
Install Combustion Air Fan at High School	\$1,500
Natural Gas Piping (50 LF)	\$5,000
Hot Water Supply/Return Piping at Boiler Room (125 LF)	\$18,750
Hot Water Supply/Return Insulation at Boiler Room (125 LF)	\$2,375
Revise Existing Controls for Boilers and Pumps	\$7,800
Hydronic Flow Testing	\$2,000
Remove Existing HS Boilers, Flues and Controls	\$6,000
Relocated (1) MS Boiler to High School	\$2,000
Remove Existing HS Combustion Air Duct	\$1,000
Asbestos Removal to be Completed by Owner	\$0
Overhead and Engineering Fees	\$31,171
Total:	\$172,595

Potential Payback

Based on the assumption that the High School Boilers will need to be replaced, the additional cost of high efficiency condensing boilers is \$41,249.

\$172,595	Condensing Boiler
\$131,346	Standard Boilers for High School
<hr/>	
\$41,249	Difference

The total annual utility cost savings for using the condensing boilers year round in both the High School and Middle School is \$4,698. This leads to a simple payback of **8.78 years**.

The total annual utility cost savings for using the existing Burnham boilers as lead boilers in the High School and Middle School and using the condensing boiler only during part load is \$2,756. This results in a simple payback of **14.96 years**.


Recommendations

Based on the findings of the current study, KFI has the following recommendations:

- Remove the existing High School boilers
- Relocate (1) Middle School Burnham boiler to the Middle School
- Add (1) 3,000 MBH condensing boiler to the Middle School
- Add (1) 4,000 MBH condensing boiler to the High School
- Review the flow required with low temperature hot water supply to determine where VFDs should be added to hydronic pumps
- Investigate the payback of replacing the electric heating coils in the High School with hydronic coils.


Appendices

Appendix A – Existing System Photos





School District of Altoona - Summer Program 2013

Course	Grades	Instructors (Pending Registrations)	Dates
RAIL Session 1	K-6	Deb Stuckert, Liz Tice, Cathy Seipel, Lisa Matz, Teresa Druckrey, Sara Beach, Andy Schrader, Paula Gorski, Amy Kimmes	June 17-28 
RAIL Session 2	K-6	Dee Halverson, Robin Lockrey, Cathy Seipel, Lisa Matz, Teresa Druckrey, Sara Beach, Andy Schrader, Paula Gorski, Amy Kimmes	July 8-26
Jump Start	1	Robin Lockrey, Teresa Druckrey	July 29-August 15 (M-Th)
Jump Start	2	Lisa Matz	July 29-August 15 (M-Th)
Jump Start	3	Georgia Mollerud	July 29-August 15 (M-Th)
Jump Start	4	Julie Scott	July 29-August 15 (M-Th)
Middle School Remediation	5-6	Melissa Martin, Mary Stamos	June 17-28
Middle School Remediation	7-8	Jo Adrian, Kim Wardean	June 17-28
Outdoor Adventures	5-9	Shalyn Gagnon, Nick Gagnon	June 20-July 3
Band and Band Lessons	6-12	Bob Baldwin	June 17-28, August 12-23
High School Online Core Credit Recovery	9-12	Greg Power, Jen Robertson	June 13 – July 12
Tennis	4-12	Greg Emerson	June 12 - 27
Tennis	7-12	Krystle Ricci	July 8-26
Weight Training Girls	7-12	Ryan Wundrow	June 17 – August 3
Weight Training Boys	7-12	Ryan Wundrow	June 17 – August 3
WYSP	Ages 10-16	UWEC Staff	June 11 – July 12 (exception July 3-5)
Boys & Girls Club	Ages 6-18	To be determined	June 17-August 23
Beaver Creek Reserve	7-8	Beaver Creek Staff	July 11, 25, 30; August 15

Some dates listed do not reflect days off for July 4

Some starting dates could be delayed depending on any additional inclement weather make-up days

2013-14 YOUTH OPTIONS – FALL

STUDENT GPA	LOCATION	COURSE TITLE	COURSE #	CREDITS
3.644	CVTC	Principles of General Chemistry	806-245	5
		Intro to Sociology - Alternate	809-271	3
3.000	UWEC	General Chemistry	CHEM 103	4
		Statistics	MATH 246	4
		Sociology	SOC 101	3
		Intro to Psychology	PSYC 100	3
		Physical Science	PHYS 100	4
		General Physics	PHYS 211	5
		Human Nutrition	BIOL 196	3
		Biology of Humans	BIOL 151	4
		Gender Race Class	CJ 111	3
		Chemistry Issues, Ans	CHEM 100	3
		Survey Criminal Justice	CRMJ 103	3
3.244	CVTC	Business English	801-171	3
		College Mathematics	804-107	3
		Written Communications	801-195	3
		Race, Ethnic and Diversity	809-172	3
		Psychology of Human Relations	809-199	3
		Intro to American Government	809-197	3
		Intro to Sociology	809-196	3
		Developmental Psychology	809-188	3
		Oral/Interpersonal Communication	801-196	3
		Microbiology	806-197	4
3.954	CVTC	OO Analysis & Design – Java	152-142-001	3
		Programming Fundamentals – Java Script	152-101-001	3
3.905	CVTC	Nursing Assistant	543-300	3
2.387	CVTC	Intro to College Writing	831-103	3
		Intro to Diversity Studies	809-172	3
		Psychology of Human Relations	809-199	3
		College Mathematics	804-107	3
		Intro to Sociology	809-196	3
		Intro to American Government	809-122	3
		Contemporary American Society	809-197	3

2013-14 YOUTH OPTIONS – FALL

STUDENT GPA	LOCATION	COURSE TITLE	COURSE #	CREDITS
3.833	CVTC	English Composition I	801-120-407	3
	UWEC	Beginning Spanish	Span 101	4
		Beginning Spanish	Span 102	4
		Calculus I	Math 114	4
		General Chemistry	Chem 103	5
		Intro to College Writing	Eng 110	5
		General Physics	Phys 211	5
		Intro to Programming C++	CS 163	3
3.419	CVTC	Introductory Statistics	804-189	3
3.755	UWEC	Intro to Art	Art 105	3
		Art of the 20 th Century	Art 201	3
		Intro to Anthropology	Anth 169	3
		Basic Philosophy	Phil 101	3
		Intro to Sociology	Soc 101	3
3.255	CVTC	Written Communications	801-195	3
		Gen Anatomy & Physiology	806-177	4
		Intro to Psychology	809-198	3
		Intro to Sociology	809-196	3
		Developmental Psychology	809-188	3
		Oral/Interpersonal Communications	801-196	3
		Certified Nursing Assistant	543-300	3
3.852	CVTC	Intro to Reading and Study Skills	838-105	3
		Beginning Composition – Alternate	801-120	3
		Written Communication – Alternate	801-195	3
		College Reading – Alternate	808-110	3
4.000	CVTC	English Composition I	801-136	3
		Intro to Psychology	809-198	3
	UWEC	Intro to College Writing	ENG 110	5
		Beginning Spanish I	SPAN 101	4
		Beginning Spanish I	SPAN 102	4
		Calculus I	MATH 114	4
		Intro to Psychology	PSYC 100	3
		General Chemistry I	CHEM 103	5
		General Physics	PHYS 211	5
		Human Anatomy & Physiology	BIOL 214	4

2013-14 YOUTH OPTIONS – FALL

STUDENT GPA	LOCATION	COURSE TITLE	COURSE #	CREDITS
3.873	CVTC	English Composition I	801-136	3
		Intro to Psychology	809-198	3
		Intro to Sociology	809-196	3
	UWEC	Communication in Contemporary Soc	CJ 105	3
		Intro to College Writing	ENGL 110	5
		Beginning Spanish I	SPAN 101	4
		Intro to Sociology	SOC 101	3
		The Politics of Global Cultural Relations	POLS 121	3
		Beginning Spanish II	SPAN 102	4
		Intro to Psychology	PSYC 100	3
3.591	CVTC	Intro to Sociology	809-196	3
		Contemporary American Society	809-197	3
		Medical Terminology	501-101	3
		Anatomy and Physiology	806-207	4
		Basic Anatomy	806-189	3
		Intro to Biochemistry	806-186	4
		Intro to Ethics: Theory & Applications	809-166	3
		College Algebra	804-224	4
		Intro to American Government	809-122	3
		Marriage and Family	809-128	3
3.980	CVTC	English Composition I	801-136	3
		Intro to Psychology	809-198	3
	UWEC	Intro to College Writing	ENG 110	5
		Calculus I	MATH 114	4
		General Chemistry I	CHEM 103	5
		Human Anatomy Physiology	BIO 214	4
		Intro to Psychology	PSYC 100	3
		Intro to Programming in C++	CS 163	3
		Intro to Sociology	SOC 101	4
		Beginning Spanish I	SPAN 101	4
Beginning Spanish II	SPAN 102	4		
2.158	CVTC	Certified Nursing Assistant	543-300	3
2.552	CVTC	Intro to Psychology	809-198-409	3
		Written Communications	801-195-401	3
		Intro to Sociology	809-196-401	3

2013-14 YOUTH OPTIONS – FALL

STUDENT GPA	LOCATION	COURSE TITLE	COURSE #	CREDITS
3.980	UWEC	Introductory English Linguistics	ENGL 221	3
		Principles of Accounting I	ACCT 201	3
		Intermediate Japanese I	JAPN 201	4
		Gender, Race, Class, & Communications: The S	WMNS 111	3
		Human Nutrition	BIOL 196	3
		Beginning Japanese I – Alternate	JAPN 101	4
		Adv Japanese Language and Culture – Alternate	JAPN 301	4
		Perspectives in LGBTQ Studies – Alternate	WMNS 206	3
		Busting Language Myths – Alternate	ENGL 121	2
		2.662	CVTC	Business English
Intro to Criminal Justice – Alternate	504-900			3
3.858	UWEC	Economic Analysis of Cont. Issues	ECON 100	3
		Intro to Political Economics	ECON 201	3
		Intro to Programming C++	CS 163	3
		Intro to College Writing	ENGL 150	5
		Intro to Literature	ENGL 150	3
		The English Language	ENGL 221	3
		Word Studier	ENGL 225	3
		Calculus I	MATH 114	4
		Intro to Statistics	MATH 245	3
		Elementary Statistics	MATH 246	4
4.000	UWEC	Calculus II	MATH 215	4
		Intro to Object-Oriented Programming	CS 145	4
		University Physics I	PHYS 231	5
		Intro to Programming in C++ - Alternate	CS 163	3
		Computing for Science & Math - Alternate	CS 170	3
3.845	UWEC	Intro to Programming in C++	CS 163	3
		Computing For the Science & Math	CS 170	3
		Survey of Astronomy	PHYS 115	3
		Intro to Neuroscience & Materials	MSCI 100	3

66.0301 COOPERATIVE AGREEMENT

School Board Resolution

“Whereas the Altoona School District has students in need of specialized programming provided at the McKinley Charter School, and whereas it appears that the educational interest of children in the Altoona School District will be served best by the district and charter school contracting to offer services, as authorized by State Statute.”

“Be it, and it is hereby resolved that the following school boards agree to contract under Section 66.0301 of the Wisconsin Statutes.”

Pursuant to a resolution adopted by each of the following school boards:

SCHOOL DISTRICT OF ALTOONA

MCKINLEY CHARTER SCHOOL (hereafter MCS)

SCHOOL DISTRICT OF EAU CLAIRE (hereafter ECASD)



Said school boards hereby mutually agree, pursuant to Section 66.0301 of the Wisconsin Statutes, to the following conditions:

1. Said above parties agree and contract as hereinafter set forth;
2. The ECASD will be the fiscal agent for the charter school.
3. Student membership for state purposes will be counted by the district of residence; stipulated in the contract between the ECASD Board of Education and the MCS Governance Board. (Altoona students will be counted by Altoona.)
4. Policies for the MCS are established by the MCS Governance Board as delineated in the contract between the ECASD Board of Education and the MCS Governance Board.
5. The costs to the Altoona School District will be \$18,000 per year, for one student in the credit component for the 2013-2014 school year and paid on the schedule as set forth on page 3 of this contract if Altoona chooses to use the slot by July 1 of 2013. After the first day of school, Altoona may use their slot if there is an opening in either the high school or middle school, by quarter or semester.
6. The cost to the Altoona School district for the competency component will be \$600 per quarter for each of the up to 20 Altoona students at a time in the competency component. The school district of Altoona will pay for each student served during



the first semester of the school year in January 2014 and for each student served during the second semester in June 2014.

7. Transportation, if required, will be furnished by the Altoona School District and the special transportation aid shall be claimed by Altoona.
8. The fiscal agent, ECASD, agrees to file the required financial reports.
9. The Altoona School District agrees to provide all necessary special education services for students who reside in the Altoona School District and attend MCS.
10. The Altoona School District agrees that students attending the charter school will follow the MCS calendar.
11. Attached hereto and incorporated herein by reference is the plan for operation and plan for payments to said operation and fiscal agent by each school;

Eau Claire Area School District

	President	<u>2/12/13</u>	Date
	Clerk	<u>2/15/13</u>	Date

Governance Board of the McKinley Charter School

	President	<u>2/5/2013</u>	Date
	Clerk	<u>2/5/2013</u>	Date

Altoona School District

_____	President	_____	Date
_____	Clerk	_____	Date

MCKINLEY CHARTER SCHOOL

SCHOOL DISTRICT OF: Altoona School District

Credit Component

COST: \$18,000

1. November 2013	<u>\$4,500.00</u>
2. January 2014	<u>\$4,500.00</u>
3. March 2014	<u>\$4,500.00</u>
4. June 2014	<u>\$4,500.00</u>

The Altoona School District recognizes extracurricular and co-curricular sports and activities as a vital part of educating the whole child. Evaluation is an assurance of minimal expectations, a process that measures if coaches/advisers are achieving predetermined standards. It must be noted that evaluation only measures growth. By itself it doesn't promote growth. Only when evaluation is joined with supervision and in-service training do coaches/advisers grow professionally. They need information that comes from in-service training, practice that comes from supervision, and the sense of direction that comes from evaluation.

The evaluation process will include observations of coaching performance during practice and games, and in the "hallways and the classrooms" (for those who work in the School District). Coaches will review the observation notes and comments and engage in a required self-evaluation before a post-season meeting with the Activities Director. Self-evaluations tend to promote ownership and the ownership of the results – specifically any decisions to perform differently in the future. Coaches will also dispense student surveys that can offer coaches constructive feedback to use to improve their practice.

EVALUATION

- The Activities Director will have a pre-season meeting with each head coach to discuss goals/expectations for the season and have a post-season discussion regarding the season.
- Each assistant coach will be formally and informally evaluated by the Activities Director and the Head coach.
- All Coaches shall perform a self-evaluation at the end of the season. Student surveys shall also be given at the end of the season. The Activities Director will formally and informally evaluate the Head Coach, which shall include discussion of the student survey results.

ADOPTED:

Duties and responsibilities

It is both an honor and a privilege to be a member of Altoona School District's Coaching and Advisory staff. We aim to create a positive environment for student athletes while developing a strong sense of commitment and a healthy, competitive spirit.

Professional Expertise

1. Instructs athletes in fundamental skills, training and strategies necessary to achieve success
2. Has strong knowledge of game rules, athletic handbook rules and league regulations; implements these rules on a consistent basis
3. Upholds the dignity, honor and integrity of the coaching profession

Personal Behavior

1. Students will receive instruction and guidance that will lead to positive values, acceptable behavior, and self-discipline
2. Coach will exhibit responsible conduct at all times
3. Coach will promote sportsmanship and a sense of healthy competition

Community/Parent relationships

1. Organizes effective pre-season parent meeting that sets a positive tone for the season, and clearly communicates the expectations and goals. Pre-season meeting should address playing time, conflict resolution process, team rules, schedules, and team/athlete/parent expectations.
2. Represents our school and community in an exemplary manner, never compromising one's character, ethics, or sportsmanship
3. Demonstrates the pride one has in our school, remembering that one contributes to the school's reputation in everything we do
4. Maintains clear and open lines of communication with athletes, parents and community members

5. Communicates with parents about student athlete's academic, athletic, and emotional development concerns as necessary

Other responsibilities

1. Monitors practices and games. Student athletes will not be left unattended.
2. Develops in each athlete a respect for their school, authority, teammates, opponents, and themselves
3. Uses appropriate language and behavior
4. Respects the dignity of each athlete as an individual
5. Promotes safety, health and wellness at all times
6. Promotes among athletes circumstances that gives each athlete the opportunity to reach his/her full potential
7. Promotes time management that acknowledges the primary importance of each athlete's academic and family responsibilities
8. Promotes among all athletes and coaches a solid sense of team membership and healthy competition
9. Reflects in his/her coaching the best and most recent thinking/strategies of the sport
10. Assists, whenever possible and mutually convenient, with post-high school planning of his/her players as it relates to athletics
11. Is available to parents at mutually convenient times
12. Works with other school personnel, guidance, teachers, administrators, etc. to guarantee the best interests of each student-athlete

APPROVED: